



Victorian Toys: Two Connect Four and Two Barrier Games



Victorian Toys: Two Connect Four and Two Barrier Games

Both pages of cards could be used for either board or we could produce an easier or harder version.. What do you think? I have joined this activity to an older one in the CLP archive.

Last updated: 24th April 2020

Webaddress - <http://www.collaborativelearning.org/victoriantoys.pdf>

Good for all pupils!
Vital for EAL pupils!

Basic principles behind our talk for
learning activities:
Oracy in curriculum contexts!

Build on children's own prior knowledge.
Move from concrete to abstract.
Ensure everyone works with
everyone else.
Extend social language towards
curriculum language.
Provide motivating ways to go over the
same knowledge more than once.

COLLABORATIVE LEARNING PROJECT

Project Director: Stuart Scott

We support a network of teaching professionals to develop and disseminate
accessible talk-for-learning activities in all subject areas and for all ages.

17, Barford Street, Islington, London N1 0QB UK Phone: 0044 (0)20 7226 8885

Website: <http://www.collaborativelearning.org>

Connect Four Game 1 – objects

acrobat	model theatre
bandalore (yoyo)	pinball
board game	popgun
cup and ball	rocking horset
diabolo	shuttlecock and battledore
dolls house	slate and chalk
five stones	skittles
football	spillikins
hoop	spinning top
hopscotch	train
horse and carriage	tricycle
Jacob's ladder	wooden blocks
kalaidoscope	zoetrope
lead soldiers	
marbles	

Connect FourGame 2 – objects

balancing toy	toy circus
board game	paper dolls
bird whistle	skipping rope
catch quoit	peep show
clown doll	penny whistle
dolls pram	porcelain doll
games box	rattle
cross quoits	skittles
duck whistle	snakes and ladders
flick books	tiddly winks
halma	tin roundabout
hobby horse	toy crane
hot air balloon	wooden soldiers
jack in the box	
magic lantern	
Noah's ark	

Barrier Game objects

Game 1

clockwork train
dolls house
skittles
spinning top
skipping rope
knucklebones/jacks

Game 2

diabolo
hoop and stick
toy acrobat
toy horse and carriage
solitaire
lead soldiers


Game 3

Both pages of cards could be used for either board
or we could produce an easier or harder version.
What do you think?


Victorian Toys Connect Four Game Board 1

How to Play

This game works best when played one pair against another. You need two different colour sets of the cards for each board. Shuffle the cards and place in two piles. Pairs take turns to pick a card for their colour, and place it on the board. Everyone has to agree that the statement on the card fits the picture. The pair with the first four cards in a line vertically, diagonally or horizontally wins.



You need to cut this margin off and then glue this bottom half to the top half of the board one.



Victorian Toys Connect Four Game Cards 1

you can play with this toy outdoors	this toy is made of wood	you can play with this toy indoors	this toy is made of metal	you can play with this toy alone
this toy is for babies	you can play with this toy with other children	you can play with this toy with other children	you can play with this toy in the street	you can play with this toy in the street
we still play with this toy	adults also play with this toy	this toy needs a lot of skill	this toy needs a lot of skill	we don't play with this toy nowadays
we don't play with this toy nowadays	this toy is older than Victorian	this toy is older than Victorian	this toy makes you clever	this toy makes you strong

Victorian Toys and Games Connect Four Game Board 2

How to Play

These games works best when played one pair against another. You need two different colour sets of the cards for each board. Shuffle the cards and place in two piles. Pairs take turns to pick a card for their colour, and place it on the board. Everyone has to agree that the statement on the card fits the picture. The pair with the first four cards in a line vertically, diagonally or horizontally wins.



balancing toy



board game



bird whistle



catch quoit




clown doll



dolls pram



games box



cross quoits



duck whistle



flick books

You need to cut this margin off and then glue this bottom half to the top half of the board two.



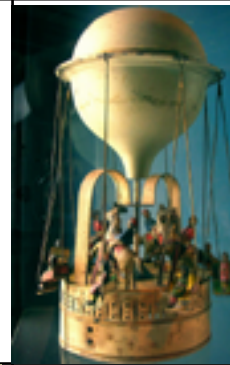
magic lantern



halma



hobby horse



toy
hot air
balloon



jack in the box



magic lantern



Noah's ark



toy circus



paper dolls



skipping rope



peep show



penny whistle



porcelain
doll



rattle



skittles



snakes and
ladders



tiddly winks

tin roundabout



toy crane





wooden soldiers


Victorian Toys and Games Cards 2

this toy/game makes you laugh	this toy/game is for rich children	this toy/game is for poor children	this toy/game probably costs a lot of money	this toy/ game is not expensive
this toy/game is for rainy days	this toy/game is fragile and breaks easily	this toy/game is tough and doesn't easily break	this toy/game makes a lot of noise	this toy/game is for indoors
we still play with this toy/ game	adults also play with this toy/game	this toy/game needs a lot of skill	this toy/game is for outdoors	we don't play with this toy/game nowadays
this toy/game was old in Victorian times	this toy/game is for playing alone	this toy/game is for playing with other children	this toy/game makes you clever	this toy/game makes you strong




Victorian Toys and Games Barrier Game 1 – Card A

1.		3.
4.		6.

Victorian Toys and Games Barrier Game 1 – Card B





1.		3.
2.		6.
4.		5.

Victorian Toys and Games Barrier G

1.			3.	
4.		5.		6.

elarning.org/victoriantovs.pdf

Victorian Toys and Games Barrier Game 2 - Card B

1.		2.		3.	
4.		5.		6.	

Victorian Toys and Games Barrier Game 3 - Card A

1.	2.	3.
4.	5.	6.



Victorian Toys and Games Barrier Game 3 - Card B

1.	2.	3.
4.	5.	6.