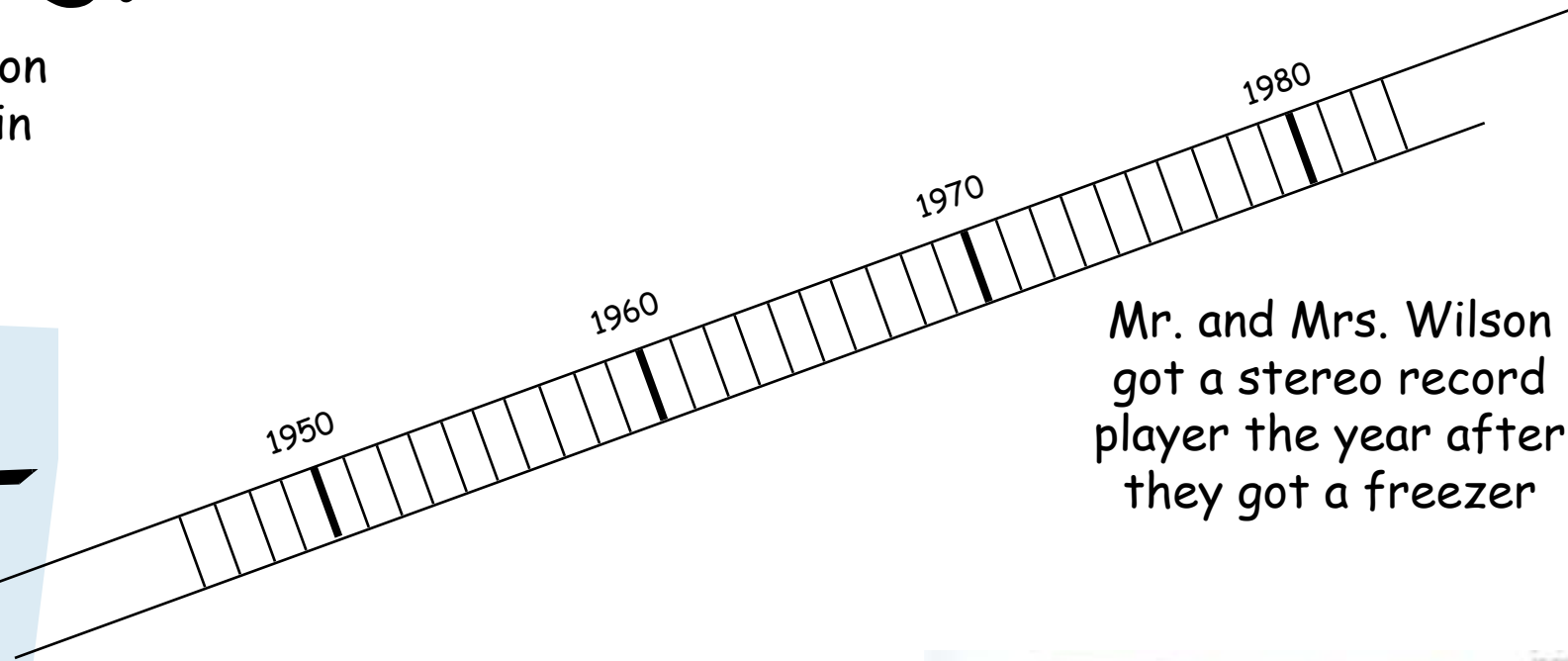


Technology and the Wilsons

Mr. and Mrs. Wilson
got a gas cooker in
1950.



Mr. and Mrs. Wilson
got a stereo record
player the year after
they got a freezer



Follow the Clues!

Sort the timeline

Technology and the Wilsons

Developed by Steve Cooke. Using clues and a family tree track purchases of household technology on a timeline.

The webaddress for this activity is:

<http://www.collaborativelearning.org/thewilsons.pdf>

Last updated 1st October 2015

Other matching activities:

<http://www.collaborativelearning.org/historyww2.html>

COLLABORATIVE LEARNING PROJECT

Project Director: Stuart Scott

We support a network of teaching professionals throughout the European Union to promote inclusive education. We develop and disseminate accessible talk-for-learning activities in all subject areas and for all ages.

17, Barford Street, Islington, London N1 0QB UK Phone: 0044 (0)20 7226 8885

Website: <http://www.collaborativelearning.org>

BRIEF SUMMARY OF BASIC PRINCIPLES BEHIND OUR TEACHING ACTIVITIES:

The project is a teacher network, and a non-profit making educational trust. Our main aim is to develop and disseminate classroom tested examples of effective group strategies that promote talk across all phases and subjects. We hope they will inspire you to develop and use similar strategies in other topics and curriculum areas. We want to encourage you to change them and adapt them to your classroom and students. We run teacher workshops, swapshops and conferences throughout the European Union. The project posts online many activities in all subject areas. An online newsletter is also updated regularly.

*These activities are influenced by current thinking about the role of language in learning. They are designed to help children learn through talk and active learning in small groups. They work best in non selective classes where children in need of language or learning support are integrated. They are well suited for the development of speaking and listening . They provide teachers opportunities for assessment of speaking and listening.

*They support differentiation by placing a high value on what children can offer to each other on a particular topic, and also give children the chance to respect each other's views and formulate shared opinions which they can disseminate to peers. By helping them to take ideas and abstract concepts, discuss, paraphrase and move them about physically, they help to develop thinking skills.

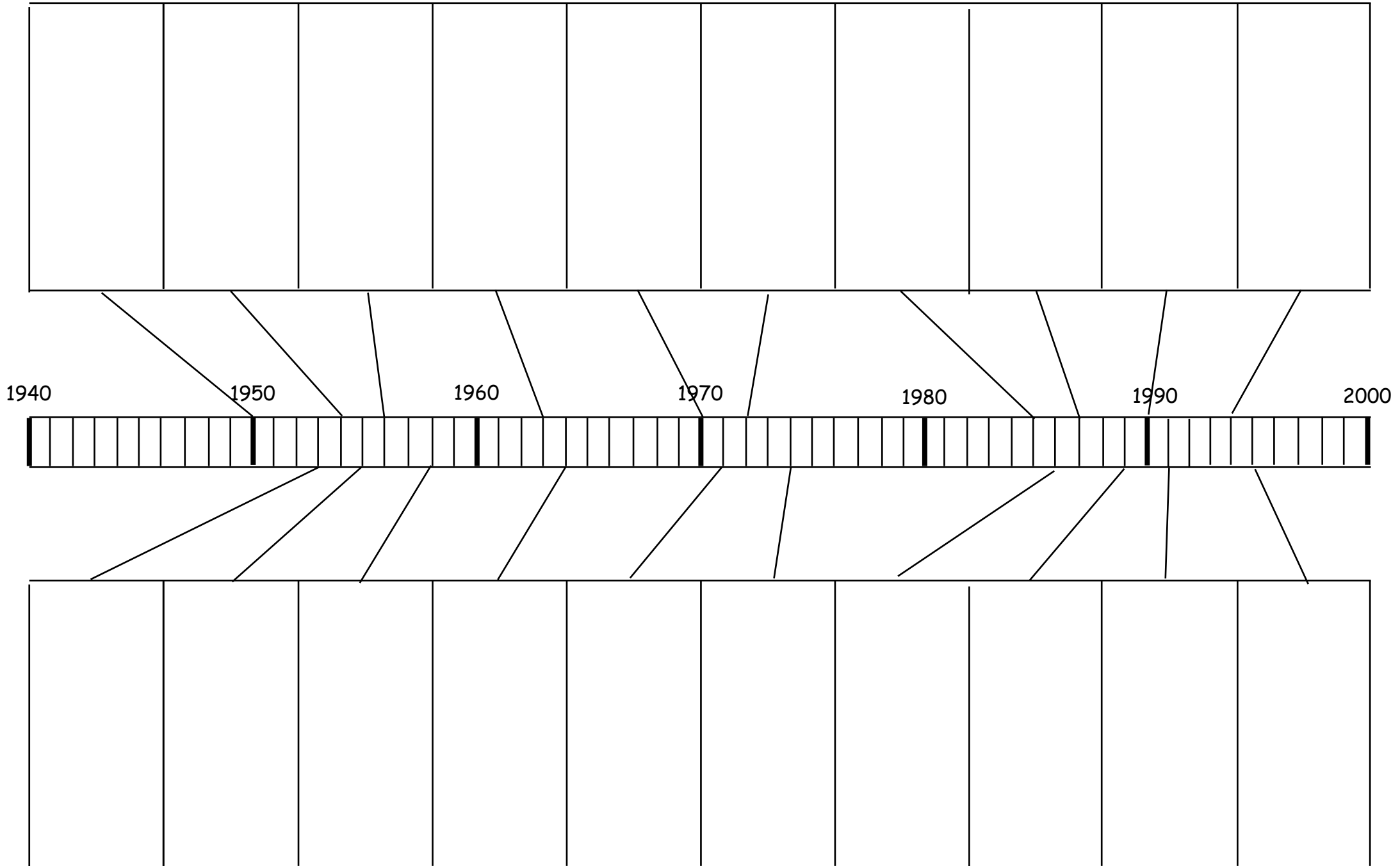
*They give children the opportunity to participate in their own words and language in their own time without pressure. Many activities can be tried out in pupils' first languages and afterwards in English. A growing number of activities are available in more than one language, not translated, but mixed, so that you may need more than one language to complete the activity.

*They encourage study skills in context, and should therefore be used with a range of appropriate information books which are preferably within reach in the classroom.

*They are generally adaptable over a wide age range because children can bring their own knowledge to an activity and refer to books at an appropriate level. The activities work like catalysts.

*All project activities were planned and developed by teachers working together, and the main reason they are disseminated is to encourage teachers to work more effectively with each other inside and outside the classroom. They have made it possible for mainstream and language and learning support teachers to share an equal role in curriculum delivery. They should be adapted to local conditions. In order to help us keep pace with curriculum changes, please send any new or revised activities back to the project, so that we can add them to our lists of materials.

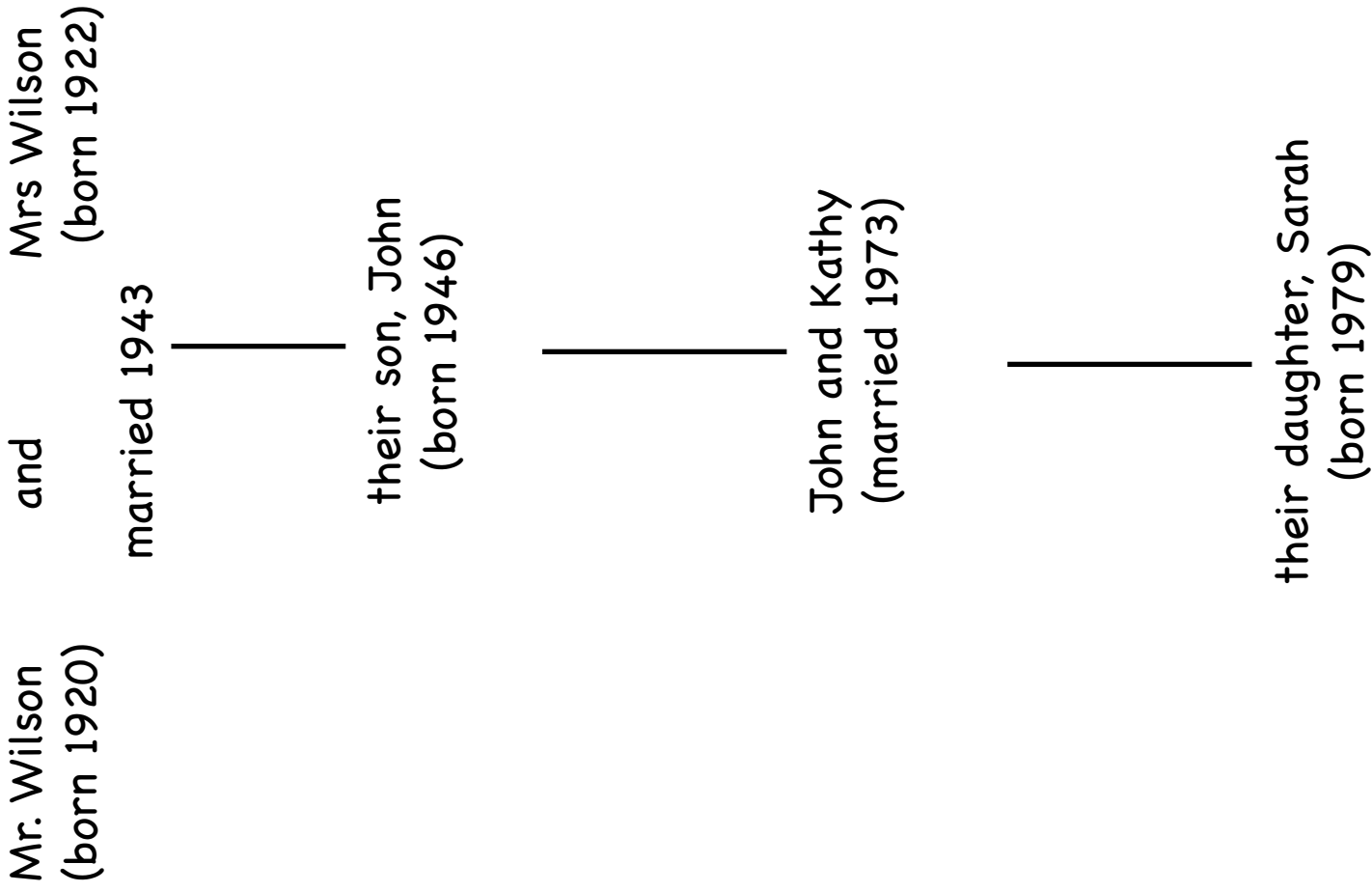
Technology and the Wilsons



The Wilson Family

Things which they had in 1973	Things which they didn't have in 1973

The Wilson Family



Clue Sheet 1

Mr. and Mrs. Wilson got a gas cooker in 1950.

Mr. and Mrs. Wilson got a washing machine three years before they got the black and white television.

John and Kathy got a microwave oven in 1985.

John and Kathy got a mobile phone ten years after they got the microwave oven.

Mr. and Mrs. Wilson got a colour television two years after they got the stereo record player.

Clue Sheet 2

Mr. and Mrs. Wilson got a fridge four years after they got the gas cooker.

John got a transistor radio for his 17th birthday.

Mr. and Mrs. Wilson got a freezer in 1971.

John and Kathy got a dishwasher four years before they got a mobile phone.

John and Kathy got a video player two years after they got the microwave oven.

Clue Sheet 3

John bought a cassette player in 1970.

Mr. and Mrs. Wilson got a stereo record player the year after they got a freezer.

John got a personal cassette player for his 40th birthday.

Mr. and Mrs. Wilson got a food mixer in 1964.

Sarah got a Nintendo for her 10th birthday.

Clue Sheet.4

Mr and Mrs. Wilson got a black and white television two years after they got the electric kettle.






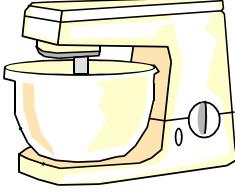






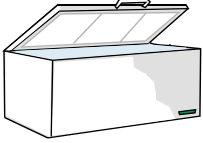



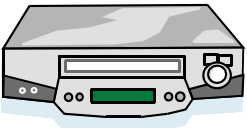



John and Kathy got a CD player three years after they got a video player.

Mr. and Mrs. Wilson got a personal computer in 1994.

Mr. and Mrs. Wilson got a vacuum cleaner the year before they got the fridge.

Mr. and Mrs. Wilson got an electric kettle eight years before they got the food mixer.

Technology and the Wilsons

	gas cooker		fridge		washing machine		transistor radio
	vacuum cleaner		food mixer		black and white television		electric kettle
	cassette tape player		microwave oven		computer game Nintendo		dish washer
	freezer		stereo record player		personal cassette player		CD player
	video player		colour television		personal computer		mobile phone

Technology and the Wilsons - Answer sheet

