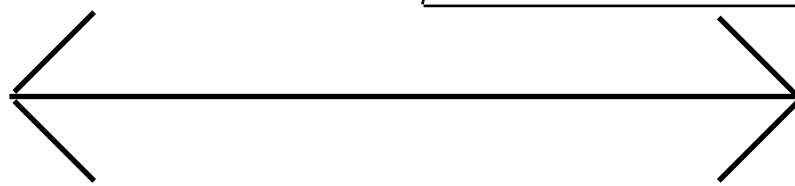


The "R" Game

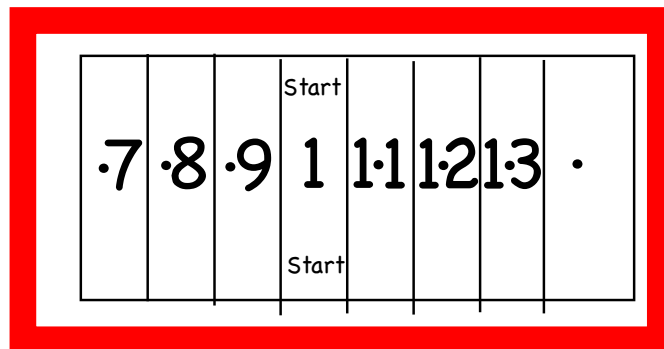
Will your actions or behaviour raise the R level in your area?
Play the game to find out!

Actions likely to increase the spread of the coronavirus.

Actions likely to depress the spread of the coronavirus.



This way kills the virus!



This way the virus kills many people!

Will your actions increase the R or decrease the risk!

The "R" Game

This activity is in development and welcomes your input: ideas and drawings please! It is designed to demonstrate the impact of individual action on the increase or decrease in the risk of infection across the country and beyond.

We have based the activity on Queasy Tum, Are You a Stinker and Neutralisation Rules. You pick a card and move on a board up or down the R Level. If you drive the R down to nil you win. Each picture card will have a number which will relate to further information printed in one or two of our little books rather like we did for the Vikings.

Last updated 16th October 2020

Webaddress: <http://www.collaborativelearning.org/thergame.pdf>

Basic principles:

1. Build on prior knowledge.
2. Move from concrete to abstract.
3. Ensure everyone works with everyone else.
4. Extend social language into curriculum language.
5. Provide motivating ways to go over the same knowledge more than once.

Collaborative Learning = Oracy in Context
makes challenging curriculum accessible.
improves social relations in the classroom.
provides scaffolding for exploratory talk.

COLLABORATIVE LEARNING PROJECT

Project Director: Stuart Scott

We support a network of teaching professionals to develop and disseminate accessible talk-for-learning activities in all subject areas and for all ages.

17, Barford Street, Islington, London N1 0QB UK Phone: 0044 (0)20 7226 8885

Website: <http://www.collaborativelearning.org>

The R Game

Sorting Board

You have some picture cards. Some of them show actions that might increase the risk of spreading coronavirus. Some of them show things that probably won't increase the risk but won't reduce the R number either. Some of them show things that are likely to reduce the R number. Sort your cards into three piles.

Actions or behaviour likely to increase the spread of the coronavirus.

Pile One

Pile Two

Actions which will neither increase nor decrease the spread of the coronavirus.

Pile Three

Actions likely to reduce the R number.

Now you are ready to play the "R" game.

The "R" Game

Instructions

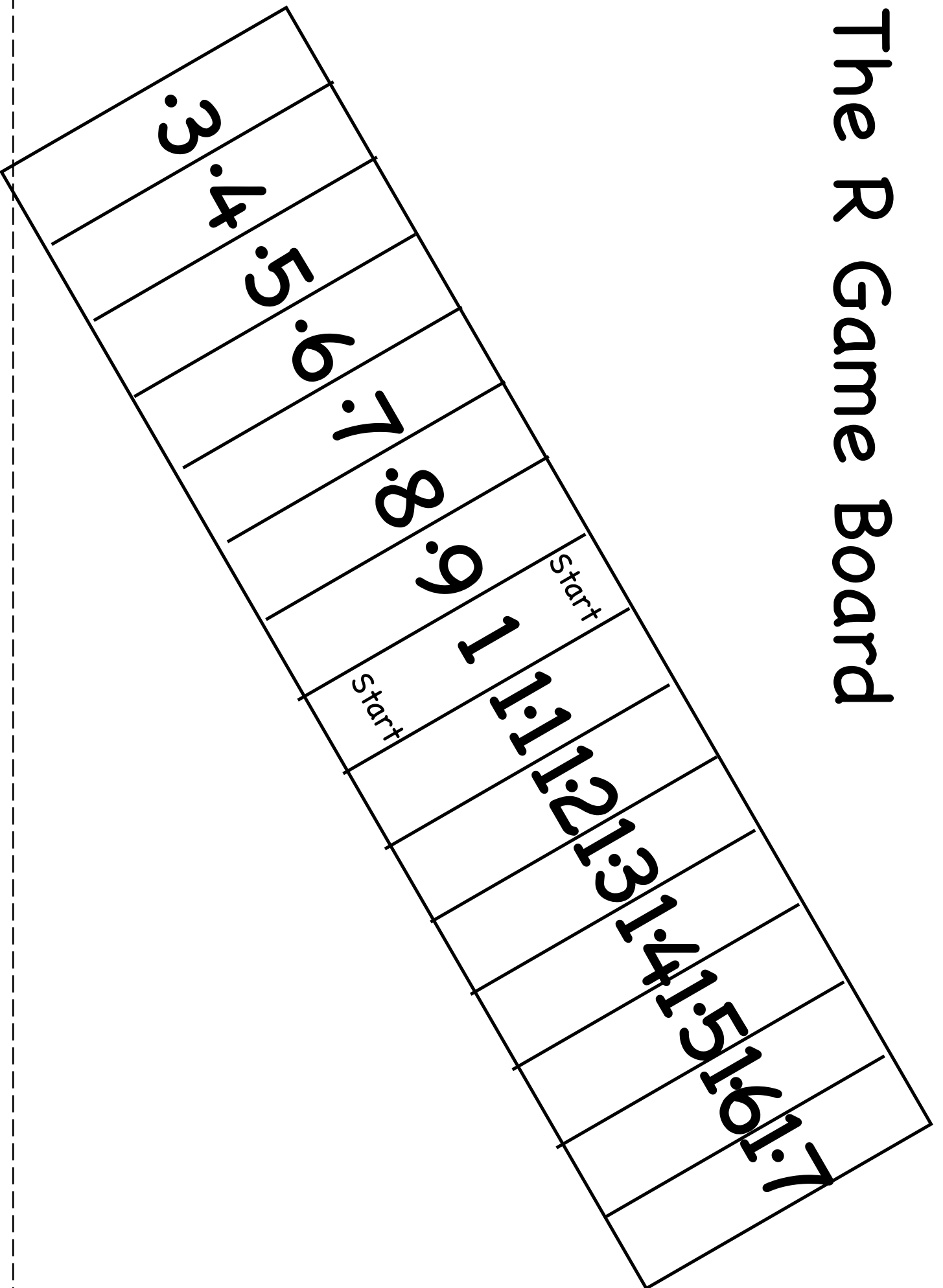
Two, three or four can play!

1. Pick up all the picture cards and shuffle them well.
2. Place them face down on the table in a pile or spread out.
3. Everyone has a different coloured counter to place in the start box at R 1.0
4. Take turns to pick a card. If your card has an action/behaviour that increases the risk of infection move one space up the board. If the opposite move down one space. If it makes no difference stay where you are. Keep the card. Check the booklet if you are not sure which direction to go.

You have ten turns each.

The winner is the one with the lowest R level after ten turns. However, if a player goes beyond 1.7 the game is over and the player left on the board is the winner

The R Game Board



You wash your masks regularly.


You take your mask on or off using the straps.


You open the windows on the bus and enjoy the breeze.


You take your mask off by pulling the fabric down round your neck.


You hate fresh air and close windows when you can.

You sit next to your friend on the bus. Both of you wear a mask.

















Start	1	2	3	4	5	6	7	8	9	10	11	12	13	Start
							Neutral							