

There! Their

These activities uses the possessions and whereabouts of aliens to make a potentially boring activity fun or at least likely to make pupils think that their teachers are a bit zany.,

Nottingham Bluecoat Year 8 Alien Observation Team have managed to draw some aliens, while they were passing through the school. Some do look a little like typical Bluecoat pupils and one resembles a teacher. Could there be aliens in our midst? We now need some more sentences to add to the connect four cards.

The webaddress for this activity is:

<http://www.collaborativelearning.org/theretheir.pdf>

Last updated 7th February 2008

COLLABORATIVE LEARNING PROJECT

Project Director: Stuart Scott

We support a network of teaching professionals throughout the European Union to promote inclusive education. We develop and disseminate accessible talk-for-learning activities in all subject areas and for all ages.

17, Barford Street, Islington, London N1 0QB UK Phone: 0044 (0)20 7226 8885

Website: <http://www.collaborativelearning.org>

BRIEF SUMMARY OF BASIC PRINCIPLES BEHIND OUR TEACHING ACTIVITIES:

The project is a teacher network, and a non-profit making educational trust. Our main aim is to develop and disseminate classroom tested examples of effective group strategies that promote talk across all phases and subjects. We hope they will inspire you to develop and use similar strategies in other topics and curriculum areas. We want to encourage you to change them and adapt them to your classroom and students. We run teacher workshops, swapshops and conferences throughout the European Union. The project posts online many activities in all subject areas. An online newsletter is also updated regularly.

*These activities are influenced by current thinking about the role of language in learning. They are designed to help children learn through talk and active learning in small groups. They work best in non selective classes where children in need of language or learning support are integrated. They are well suited for the development of speaking and listening . They provide teachers opportunities for assessment of speaking and listening.

*They support differentiation by placing a high value on what children can offer to each other on a particular topic, and also give children the chance to respect each other's views and formulate shared opinions which they can disseminate to peers. By helping them to take ideas and abstract concepts, discuss, paraphrase and move them about physically, they help to develop thinking skills.

*They give children the opportunity to participate in their own words and language in their own time without pressure. Many activities can be tried out in pupils' first languages and afterwards in English. A growing number of activities are available in more than one language, not translated, but mixed, so that you may need more than one language to complete the activity.

*They encourage study skills in context, and should therefore be used with a range of appropriate information books which are preferably within reach in the classroom.

*They are generally adaptable over a wide age range because children can bring their own knowledge to an activity and refer to books at an appropriate level. The activities work like catalysts.

*All project activities were planned and developed by teachers working together, and the main reason they are disseminated is to encourage teachers to work more effectively with each other inside and outside the classroom. They have made it possible for mainstream and language and learning support teachers to share an equal role in curriculum delivery. They should be adapted to local conditions. In order to help us keep pace with curriculum changes, please send any new or revised activities back to the project, so that we can add them to our lists of materials.

There! Their

How to play "There! Their!" Bingo.

Cut the sheet of bingo boards into two. Cut up the 'their there' cards.

One or a pair of players have a bingo/lotto board and one each of the their/ there "explication" cards.

Shuffle the cards and either place them in a pile face down or spread them out face down.

Players take turns to pick a card and decide where it fits on their board. The first player to fill their board is the winner.

How to play "There! Their! Connect 4.

Print the two halves of the game board on a colour computer printer. Cut the side off one sheet and glue it to the other. Photocopy the small cards in two colours and cut up.

A pair of players can play another pair.

Shuffle the word cards and place them upside down in a pile on the table. Each pair have a different coloured pile. Pairs of players take turns to pick a card from their pile and place in in a correct place on the board. First four in a row - vertically, diagonally or horizontally is the winner!

Where are the aliens? Are they there? There they are!

Are there any aliens in there?

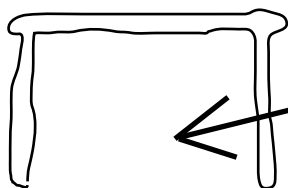
There were some there yesterday.

Are there any there today?

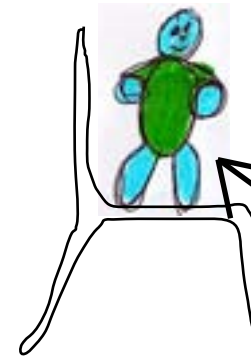
I can see one over there!

What over there under that table?

NO!! Over there on the chair!



NO aliens there!



YES!! the alien is there!



Aliens and all their things

their boots



their suits



their favourite food



their helmets

their feet



their noses



their mittens



their pockets



their saucers



their space-ships



their radios



their tentacles



their	their	there
there	their	their



their	there	there
there	their	there

Aliens there and their cards

Aliens from the planet Zog feed th..... pets red bananas

Do not ask green aliens to clean th..... teeth.

Help!! The aliens from the planet Quib have lost th..... mittens.

The pink alien over th..... has four very long tentacles.

Th..... are no aliens in the Tardis today.

My favourite alien is sitting over th..... on that shoe box.

I don't like the aliens from Woo because th..... skins are leathery and grey.

Why do aliens from Glun wear th.....ears on top of th..... elbows?

A pair of aliens from Minx are over th..... washing a spaceship.

Th..... are too many pink aliens on the planet Peepo.

When green and red aliens sing together th..... will be trouble in space.

Thong aliens are friendly but wash th..... feet in cabbage water.

Meep aliens can move th.....eyes right round to the back of th..... heads.

Th..... is not a single alien on the planet Goof

Would you like to meet Snup who is over th..... playing a game of lotto.

Aliens there and their cards

Why are those thin aliens tucking th..... heads under th..... arms?

Don't put your helmet th..... Aliens from Gleep may borrow it.

Th..... heat ray has cooked our dinner perfectly.

Th..... are six long tentacles on the slimy aliens from Zimpat.

When they got th..... the Pongians enjoyed the pineapples.

Where are the Zippans? Over th..... in the pink space saucer.

Thank you Plip! Th..... are some really helpful aliens on Glern.

Be careful! What are the Strumpians putting in th..... pockets?

That pet Pook over th..... belongs to an old alien from Pi23.

The tiny aliens from Zing are living right th..... on that door knob.

























Why do the aliens from Gnu never take th..... gloves off?

Those furry purple aliens are here, th..... and everywhere..

How does th..... space ship manage to run on sea water?


















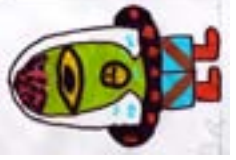






Aren't th..... any aliens here with th..... space pets?

How about telling those slimy aliens to wash th..... socks.

	there		there		their		their		there		their
	their		their	moon rock 	there		there		their		there
	there		their		there	alien noses 	there		there		their
	their		there		their		their		their		their

Cut this flap off and glue to the other half of the the board

There! Their! Connect Four Game Board

 <p>their</p>	 <p>there</p>	 <p>their</p>	 <p>there</p>	 <p>their</p>	 <p>there</p>
 <p>there</p>	<p>moon rock</p>  <p>their</p>	 <p>there</p>	 <p>their</p>	 <p>their</p>	 <p>there</p>
 <p>their</p>	 <p>there</p>	 <p>there</p>	<p>alien noses</p>  <p>their</p>	 <p>their</p>	 <p>their</p>
 <p>there</p>	 <p>there</p>	 <p>their</p>	 <p>there</p>	 <p>there</p>	 <p>there</p>

