

STAYING ALIVE

Sorting pictures to examine what settlements need to survive.



STAYING ALIVE TABLE

CLOTHES	COMMUNICATIONS
EDUCATION	FOOD
FUEL	HEALTH AND SAFETY
LEISURE	SHELTER
WATER	WORK

Why do some settlements grow?
Why do some decline and disappear?

Drawings funded by the ILEA!

Staying Alive

Why do some settlements grow? Why do some decline and disappear? This activity around what a settlement needs was first produced by Kingsland School Geography department in 1984. The ILEA had supported the project in 1981 by commissioning non-sexist drawings from Carol Ross. We have included those which don't seem too dated, but it is significant that women/men are still not working in these occupations more than thirty years later. The picture activity is very well suited to classrooms with a number of beginners to English. We originally had fifty cards but we need new pictures for some examples, or some new examples for which you have pictures! Please send us any suitable pictures you draw or find.

The webaddress for this activity is:

<http://www.collaborativelearning.org/stayingalive.pdf>

Last update.d 3rd August 2017

PS You may want to enlarge the table.

What happened next?

We devised a game along the lines of bingo where single or pairs of players each had a table of categories. The cards were shuffled and placed upside down in the centre. Players took turns and the first to 'fill' (ie find one in each category) the board was the winner.

An oral or writing activity would be to take 5 up to 10 cards from the pile without looking and try to come up with a story that includes all the examples.

This work led to a field study activity where pupils toured the local area with a local large scale map and decided which buildings (shaded beforehand by the teacher) fitted into which category and coloured them from a key.

Please suggest any further activities.

Collaborative Learning = Oracy in Context
makes challenging curriculum accessible.
improves social relations in the classroom.
provides scaffolding for exploratory talk.

Good for all pupils!
Vital for EAL pupils!

Basic principles:

1. Build on prior knowledge.
2. Move from concrete to abstract.
3. Ensure everyone works with everyone else.
4. Extend social language into curriculum language.
5. Provide motivating ways to go over the same knowledge more than once.

COLLABORATIVE LEARNING PROJECT

Project Director: Stuart Scott

We support a network of teaching professionals to develop and disseminate accessible talk-for-learning activities in all subject areas and for all ages.

17, Barford Street, Islington, London N1 0QB UK Phone: 0044 (0)20 7226 8885

Website: <http://www.collaborativelearning.org>

<http://www.collaborativelearning.org/stayingalive.pdf>

STAYING ALIVE TABLE



CLOTHES

COMMUNICATIONS



EDUCATION

FOOD



FUEL

HEALTH AND
SAFETY



LEISURE

SHELTER



WATER

WORK

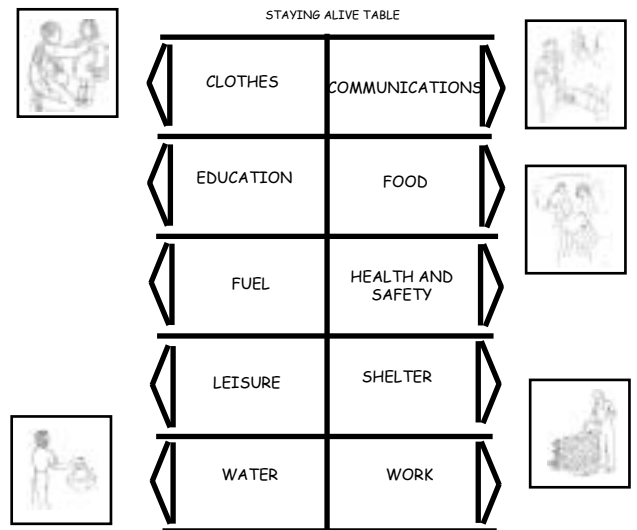


STAYING ALIVE CATEGORIES

INSTRUCTIONS

People settle in one place because it satisfies their basic needs. Some settlements die out, some grow into towns and even cities. Why is this?

The picture cards show many of the things people need in a settlement. There is a written list below. The 'Staying Alive Table' shows the ten main categories. Work out in groups where each picture card may fit by the arrows on the table.





Some cards fit into more than one category!

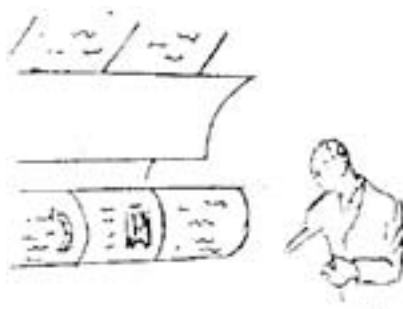

attending a school
 broadcasting by satellite
 brushing your teeth
 buying goods from a market stall
 carrying building bricks
 chopping down a tree
 cleaning windows
 collecting rubbish
 collecting letters from a postbox
 cooking food
 crossing the road
 cutting hair
 delivering milk
 drinking water
 eating in a restaurant
 filling a kettle
 fishing on the canal bank
 flushing the toilet
 framing a picture
 giving a parking ticket
 having an injection
 having a picnic
 ironing clothes
 knitting a sweater

laying bricks
 making a telephone call
 manufacturing clothes
 mixing concrete
 playing football
 printing a newspaper
 pumping petrol
 putting out a fire
 reading a book
 repairing shoes
 riding a bicycle
 sanding a door
 skiing down a slope
 swimming
 tiling a roof
 trying on clothes
 typing a letter
 using a computer
 vacuuming the floor
 waiting at a bus stop
 washing clothes
 washing dishes
 washing hair
 watering seeds

STAYING ALIVE CARDS



STAYING ALIVE CARDS



STAYING ALIVE CARDS

