

RHUBARB! RHUBARB! Silent Letter Game

Developed with Liz Taylor, Advisory Teacher in Suffolk

Teachers' notes

We devised this activity since words with silent letters have proved difficult for children to learn to spell. This game can be played in a variety of ways.

The most straightforward way is to progress up the board with dice and counters. When you land on a clue you have to guess the word and write it on your record sheet. The aim is to collect say ten words. Children can work in pairs: two against two. You can decide whether to provide the list of words. You or the children might like to produce picture clues which we would love to add to the shared activity. Children can of course make their own rules!

Many children will like the idea of making their own clues for a new version of the game. Please send us any brilliant clues and pictures, and remind us of words we have left out. We've also provided a simplified version for KS1.

The webaddress for this activity is:<<http://www.collaborativelearning.org/silentletters.pdf>>

Last updated 3rd May 2008

COLLABORATIVE LEARNING PROJECT

Project Director: Stuart Scott

Supporting a cooperative network of teaching professionals throughout the European Union to develop and disseminate accessible teaching materials in all subject areas and for all ages.

17, Barford Street, Islington, London N1 0QB UK Phone: 0044 (0)20 7226 8885 Fax: 0044 (0)20 7704 1350

Website: <http://www.collaborativelearning.org>

BRIEF SUMMARY OF BASIC PRINCIPLES BEHIND OUR TEACHING ACTIVITIES:

The project is a teacher network, and a non-profit making educational trust. Our main aim is to develop and disseminate classroom tested examples of effective group strategies across all phases and subjects. We hope they will inspire you to use similar strategies in other topics and curriculum areas. We run teacher workshops, swapshops and conferences throughout the European Union. The project publishes a catalogue of activities plus lists in selected subject areas, and a newsletter available by post or internet: "PAPERCLIP".

*These activities were influenced by current thinking about the role of language in learning. They are designed to help children learn through talk and active learning in small groups. They work best in mixed classes where children in need of language or learning support are integrated. They are well suited for the development of speaking and listening. They provide teachers opportunities for spoken language and other assessment.

*They support differentiation by placing a high value on what children can offer to each other on a particular topic, and also give children the chance to respect each other's views and formulate shared opinions which they can disseminate to peers. By helping them to take ideas and abstract concepts and move them about physically they help to develop thinking skills.

*They give children the opportunity to participate in their own words and language in their own time without pressure. Many activities can be tried out in mother tongue and afterwards in English. A growing number of activities are available in more than one language, not translated, but mixed, so that you may need more than one language to complete the activity.

*They encourage study skills in context, and should therefore be used with a range of appropriate information books which are preferably within reach in the classroom.






*They are generally adaptable over a wide age range because children can bring their own knowledge to an activity and refer to books at an appropriate level. The activities work like catalysts.

*All project activities were planned and developed by teachers working together, and the main reason they are disseminated is to encourage teachers to work effectively with each other inside and outside the classroom. They have made it possible for mainstream and language and learning support teachers to share an equal role in curriculum delivery. They should be adapted to local conditions. In order to help us keep pace with curriculum changes, please send any new or revised activities back to the project, so that we can add them to our lists of materials.

<http://www.collaborativelearning.org/silentletters.pdf>>

Silent Letters Snakes and Ladders Gameboard

55. You use this to keep your hair tidy.	56. A person who sells meat.	57. An insect that whines and bites.	58. The beat in a piece of music.	59. This holds a flower up.	60. A grassy mound. HOME!
54. You need a lot of this to succeed in your SATS.	53. This is when you are unsure of something.	52. You can be sucked down into the middle of this.	51. A knight uses this for fighting.	50. When you ask a question you expect one of these.	49. You do this on your knees.
43. A tiny piece of bread or biscuit.	44. I would if I _____.	45. You tie this in string.	46. You get more of these as you get older.	47. You can get your prescription in this shop.	48. If you owe money to someone, you are in _____
42. Someone who does not tell lies is _____	41. You do this on a door to get an answer.	40. The yellow part of an egg.	39. You have one of these on each hand.	38. An African wild animal with one big horn.	37. Two men do this in a ring for a competition
31. The tree is all bent and twisty.	32. A person who has nothing.	33. Little children do this when they want something.	34. A baby sheep.	35. Ipswich is the biggest town in this county.	36. He saves maidens from tall towers.

<p>30. This can cut.</p>	<p>29. Dead people are found in here.</p>	<p>28. You can write on the blackboard with this piece of rock.</p>	<p>27. You need this word to ask a question about the time.</p>	<p>26. This ship has broken on the rocks.</p> 	<p>25. You do this with you teeth when you are angry or asleep.</p>
<p>19. A wild animal from Africa</p>	<p>20. Most people wear a watch here.</p>	<p>21. The biggest mammal.</p>	<p>22. It explodes and is used in a war.</p>	<p>23. A fish that can live in the sea or a</p> 	<p>24. You can use this to open a door.</p>
<p>18. Girls wear these but boys don't.</p>	<p>17. When the wind isn't blowing the sea is _____</p> 	<p>16. If you cannot feel your leg it is _____.</p>	<p>15. This is ground up to make flour.</p> 	<p>14. The opposite of right.</p>	<p>13. Dogs do this to bones.</p>
<p>7. A joint half-way up/down your leg.</p>	<p>8. You find this around a chocolate bar.</p> 	<p>9. You can eat this with custard</p>	<p>10. A person who cannot speak is _____.</p>	<p>11. Two quarters.</p>	<p>12. You need two needles and some wool to do this.</p>
<p>6. A baby cow</p>	<p>5. A person who fixes the taps.</p>	<p>4. Plum and thumb do this.</p>	<p>3. You need a pen or a computer to do this.</p>	<p>2. An ornament in the garden.</p>	<p>1. A joint on your finger.</p> <p>START HERE!</p>

Silent letters answers to clues on the gameboard. www.collaborativelearning.org

60 knoll	59 stalk	58 rhythm	57 gnat	56. butcher	55. comb	54. knowledge	53. doubt	52. whirlpool	51. sword
41. knock	42. honest	43. crumb	44. could	45. knot	46. wrinkles	47. chemist	48. debt	49. kneel	50. answer
40. yolk	39. thumb	38. rhino	37. wrestle	36. knight	35. Suffolk.	34. lamb	33. whine or whinge.	32. wretch	31. gnarled
21. whale	22. bomb	23. salmon	24. knob	25. gnash	26. wreck.	27. what	28. chalk	29. tomb	30. knife
20. wrist	19. gnu	18. knick-	17. calm	16. numb	15. wheat.	14. wrong	13. gnaw	12. knit.	11. half
1. knuckle	2 gnome	3. write	4. rhyme	5. plumber	6. calf	7. knee	8. wrapper	9. rhubarb	10. dumb

Silent Letter Game

Words with Silent Letters to help you.

A - G	H - R	S - Z
<p>answer bomb butcher calm calf chalk chemist comb could crumb debt doubt dumb gnarled gnash gnome gnu</p>	<p>half honest knee kneel knickers knife knight knit knob knock knoll knot knowledge knuckle lamb numb plumber rhino rhubarb rhyme rhythm right</p>	<p>salmon stalk Suffolk sword thumb tomb whale what wheat when whine who whirlpool why wrapper wreck wrestle wretch wrinkles wrist wrong yolk</p>

Names _____

Record your words on this sheet

Words with silent	Words with silent h.	Words with silent w.	Words with silent g.	Words with silent l.	Words with silent k.

Words with another silent letter can go here:

HOME!



20. The biggest mammal.

19. You do this on a door to get an answer.

18. Girls wear these but boys don't.

17. When the wind isn't blowing the sea is_____

16. Plum and thumb do this.

11. You tie this in string.

12. A knight uses this for fighting.



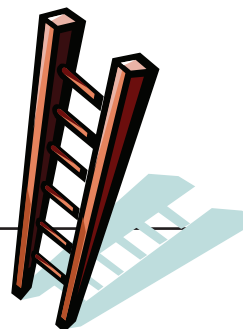
13. You use this to keep your hair tidy.

14. The opposite of right.

15. This holds a flower up.

10. This can cut.

9. Two quarters.



8. You find this around a chocolate bar.

7. A joint halfway up/down your leg.

6. A baby cow

1.. Most people wear a watch here.

2.. You have one of these on each hand.

3. You need a pen or a computer to do this.

4. The yellow part of an egg.

5. A tiny piece of bread or biscuit.

START!

All the answers plus some extra words and clues which you might want to add to your own game.

21. I would if I _____.	22. A person who cannot speak is _____.	23. A baby sheep.	24. You can use this to open a door.	25. You do this with your teeth when you are angry or asleep.	26. This ship has broken on the rocks.	27. You need this word to ask a question about the time.	28. When you ask a question you expect one of these.	29. You do this on your knees.	30. Old people get these on their face and hands.
-------------------------	---	-------------------	--------------------------------------	---	--	--	--	--------------------------------	---

21. could	22. dumb	23. lamb	24. knob	25. gnash	26. wreck.	27. what	28. answer	29. kneel	30. wrinkles
20. whale	19. knock	18. knickers	17. calm	16. rhyme	15. stalk	14. wrong	13. comb	12. sword	11. knot
1. wrist	2. thumb	3. write	4. yolk	5. crumb	6. calf	7. knee	8. wrapper	9. half	10. knife