

# RUNAWAY PEA

Bengali version

We are working on: STORY PROPS

PAIRS and TRIPLETS GAMES

for MATCHING, SORTING,

SEQUENCING

TRACK and BINGO GAMES

We welcome your support and inspiration! Would anyone like to help us to translate the directions and other small print for our other language versions? Also shorter noises to fit on track- we have left it blank for small handwriters!

Last updated 17th December 2021

Collaborative Learning = Oracy in Curriculum Context

makes challenging curriculum accessible.  
improves social relations in the classroom.  
provides scaffolding for exploratory talk.

COLLABORATIVE LEARNING PROJECT  
Project Director: Stuart Scott  
We support a network of teaching professionals to develop and disseminate accessible talk-for-learning activities in all subject areas and for all ages.  
17, Barford Street, Islington, London N1 0QB UK Phone: 0044 (0)20 7226 8885  
Website: <http://www.collaborativelearning.org>

# RUNAWAY PEA

**MATCHING AND SORTING:** quick version ready to try out but more work on noises needed.

**TRACK GAME** needs shorter texts to fit in boxes!

Booktrust have given all schools in England and Northern Ireland a free copy of the Runaway Pea. Do you know where it is in your school? Here is a link to the author, Kjartan, reading it:

<https://www.youtube.com/watch?v=o-SUwW4WBGw>

This inspired us to start our runaway pea activities which are loosely based on our 'Ten in the Bed' activities and use the same templates:

<http://www.collaborativelearning.org/teninthebed.pdf>

. Like all our Early Years activities it is designed to give children ownership of the story for them to tell it to each other and their parents, with props, in their own words and/or language. Please send us their pictures to include in the activity. We are now disseminating versions in languages spoken in many schools. This Bengali version was made possible with the support of Erica Field and her colleagues in Rochdale.

We are basing the activities around the first part of the book, where there is a lot of scope for changing and adding to the story.

Ping off the plate  
Splat in a puddle of sauce  
Plop into the dog bowl  
Splash into the fish tank  
Squirt out of the fish tank  
Bang on a mousetrap  
Twang off a cobweb  
Oh No into the toaster  
Pop out of the toaster  
Ow my bottom's on fire into the dryer  
Buffered battered bounced onto a shirt  
Look out here comes the iron  
Groan under the fridge

Ping  
Splat  
Plop  
Splash  
Squirt  
Bang  
Twang  
Oh No  
Pop  
Ow



Buffered  
Battered  
Bounced



Look out  
Groan



পিং

ছিটানো

টুপ করে ফেলা

ছিটিয়ে দেয়া

টিপে বের করা

দড়াম করে

খোলা বা বন্ধ

তার ছেঁড়ার শব্দটং / পটাং

ওহ না

পপ

ওওও

ঘষা লাগা, টুকরা


টুকরা করা, হঠাৎ

লাফিয়ে ওঠা

খুঁজে দেখা

ব্যথা পেয়ে আতনাদ


করা / গোঁ গোঁ শব্দ



Here is our pea storyprop provided in different sizes for making props and finger puppets. And then next a page of little peas for everybody to join in. These can be laminated and a ring of laminate stuck on the back makes them into puppets. They can also be stuck on lolly sticks.







Here are some extra ones for drawing in mouths and eye dots to change their appearance and expressions. These could be used for pair games too.

পালানো মটরদানা খেলা দাগ বরাবর কেটে নাও,  
তারপর ছবির সঙ্গে মেলানোর খেলায় মজা কর।  
সাহায্যের জন্য বই ব্যবহার কর।

RUNAWAY PEA PAIRS/TRIPLETS: NOISES  
TEXT PICTURES for matching, sorting and  
sequencing.

<p>পিং</p> <p>PING</p>	<p>থানা থেকে</p>	
<p>ছিটানো</p> <p>SPLAT</p>	<p>সসের গোলার মধ্যে</p>	
<p>টুপ করে ফেলা</p> <p>PLOP</p>	<p>কুকুরের বাটিতে</p>	
<p>ছিটিয়ে দেয়া</p> <p>SPLASH</p>	<p>মাছের ট্যাঙ্কের মধ্যে</p>	
<p>টিপে বের করা</p> <p>SQUIRT</p>	<p>মাছের ট্যাঙ্কের বাইরে</p>	



<p>দড়াম করে খোলা বা বন্ধ</p> <p>BANG</p>	<p>ইঁদুর ধরার কল বা ফাঁদের মধ্যে</p>	
<p>তার ছেঁড়ার শব্দ টং / পটাং</p> <p>TWANG</p>	<p>একটা মাকড়সার জাল থেকে</p>	
<p>ওহ না</p> <p>OH NO</p>	<p>টোস্টারের মধ্যে</p>	
<p>পপ</p> <p>POP</p>	<p>টোস্টারের বাইরে</p>	
<p>ওওও</p> <p>OW</p>	<p>ড্রায়ারের মধ্যে</p>	

<p>ঘষা লাগা, টুকরা টুকরা করা, হঠাৎ লাফিয়ে ওঠা</p> <p>BUFFERED BATTERED BOUNCED</p>	<p>শাটের উপরে</p>	
<p>খুঁজে দেখা</p> <p>LOOK OUT</p>	<p>মুচড়ে ফেলা / নিংড়ে ফেলা</p>	
<p>ব্যথা পেয়ে আর্তনাদ করা / গোঁ গোঁ শব্দ GROAN করা</p>	<p>ফ্রীজের নীচ থেকে</p>	
<p>RUNAWAY PEA PAIRS/TRIPLETS: NOISES TEXT PICTURES for matching, sorting and sequencing.</p>		



We would welcome Bengali equivalents of these and any other noises your children can think up. We would also be grateful if you could also look at the noise words we have chosen for our Runaway Pea Bengali version for your comments and suggestions. Some of the words seem rather long for a noise so maybe you have some shorter equivalent. Also is our Bengali font to your satisfaction. We found an excellent website which we think is in Calcutta to download ours for free. It's called SutonnyMj but they have a big choice.

<b>CRASH</b>	<b>FLUMP</b>	<b>CRACK</b>
<b>CLANG</b>	<b>SQUELCH</b>	<b>BOING</b>
<b>WHOOSH</b>	<b>PLIP</b>	<b>CLINK</b>
<b>EEEEK</b>	<b>AAAH</b>	<b>WHEEE</b>

Next below some places visited by our crocheted pea. Please send us your photos of your peas having adventures. These peas are helping us make the hidden pea bingo game.

পিং

PING

ছিটানো

SPLAT

টুপ করে ফেলা

PLOP

ছিটিয়ে দেয়া

SPLASH

টিপে বের করা

SQUIRT

দড়াম করে

BANG

খোলা বা বন্ধ

তার ছেঁড়ার শব্দটং / পটাং

TWANG

ওহ না

OH NO

পপ

POP

ওওও

OW

ঘষা লাগা, টুকরা

BUFFERED BATTERED BOUNCED

টুকরা করা, হঠাৎ

লাফিয়ে ওঠা

খুঁজে দেখা

LOOK OUT

ব্যথা পেয়ে আত্ননাদ

করা / গোঁ গোঁ শব্দ

GROAN







## Crocheted Pea Pairs Game

Copy two sets and print on card. Cut out the cards and place them face down on the table. Take turns to turn up two cards. If they are pairs you keep them. Winner is the one to collect the most pairs.

Big Thank You to Renata from Plymouth who crocheted these marvellous peas plus an elegant pod for them to live in. She is happy to crochet for you and her contact details are on our links page, but please check the crochet skills of your parents first.

## Tinned Pea Pairs Game

Copy two sets and print on card. Cut out the cards and place them face down on the table. Take turns to turn up two cards. If they are pairs you keep them. Winner is the one to collect the most pairs.





# Ideas for Card Games

These cards can be used for children to sort into sets using the book for information or..

1. Deal out the pictures or noises cards. Player with PING/PLATE picture card starts the story and the other players follow in turn.

2. Place the pictures and the noises face down and take turns to pick two cards to find pairs. This can be done with the pictures and text or noises and text.

# Ideas for Track Games

1. Take turns to throw a die and move a counter round the board. When you land on a noise you can collect either the text or the picture card. The first player to collect six cards is the winner. This player should put their pictures in story order and then have a go at telling the story of the pea's journey to the others and try to remember the events for which they don't have pictures. Listeners can help out and or add the appropriate noises at the appropriate stages of the story.

2. For this version of the game you deal out all the noises cards to the players. They take turns to throw a die or two dice and move a counter around the board. When they land on a noise that matches one of their cards they can discard the card. The first player who discards all their cards is the winner and they have to tell the story to the other players who can make the appropriate noises at the appropriate times.

The gameboard probably works best when enlarged to A3


# Other Ideas



You might want to put your new Runaway Pea adventures in a Mini Book. We have provided templates for this.

Below is a bingo game where you can replace the pictures with your own photos.





# Ideas for Bingo Games


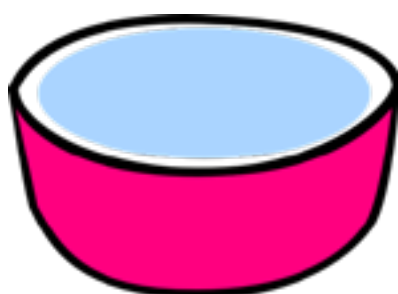




The bingo game below is based on Simile Bingo. You can choose either to cut the pictures out for cards or the text. The game is for two players or we think better two pairs of players. Each player has a bingo board. The cards are either shuffled, cut and placed face down or spread out face down. We prefer spread out. Players take turns to pick a card. If it matches the text/ picture on their board they can keep it. If not they must put it back where they found it. First player to collect all their cards is the winner and their prize is to tell the story. You may have noticed that there are only twelve cards here and the thirteenth is printed below. You can choose to include it and also choose what to do when you pick it. One choice is that it can be put on any text or picture; another choice might be that you have to put a card back. You might want to include two splash cards so we have printed two below for you.

	
ছিটিয়ে দেয়া SPLASH	ছিটিয়ে দেয়া SPLASH

If you draw or photo your own pictures for the game please send them to us.

<p>ব্যথা পেয়ে আতঁনাদ করা / গাঁ গাঁ শব্দ</p> <p>GROAN</p>	<p>টুপ করে ফেলা</p> <p>PLOP</p>	<p>তার ছাঁড়ার শব্দটং / পটাং</p> <p>TWANG</p>
<p>টিপে বের করা</p> <p>SQUIRT</p>	<p>ঘষা লাগা, টুকরা টুকরা করা, হঠাৎ লাফিয়ে ওঠা</p> <p>BUFFERED BATTERED BOUNCED</p>	<p>পিং</p> <p>PING</p>

-----

		 <p>TWANG</p>
		



ছিটানো

SPLAT

ব্যথা পেয়ে  
আর্তনাদ  
করা / গোঁ গোঁ শব্দ

LOOK OUT

দড়াম করে  
খোলা বা বন্ধ

BANG

ওহ না



OH NO

ওওও

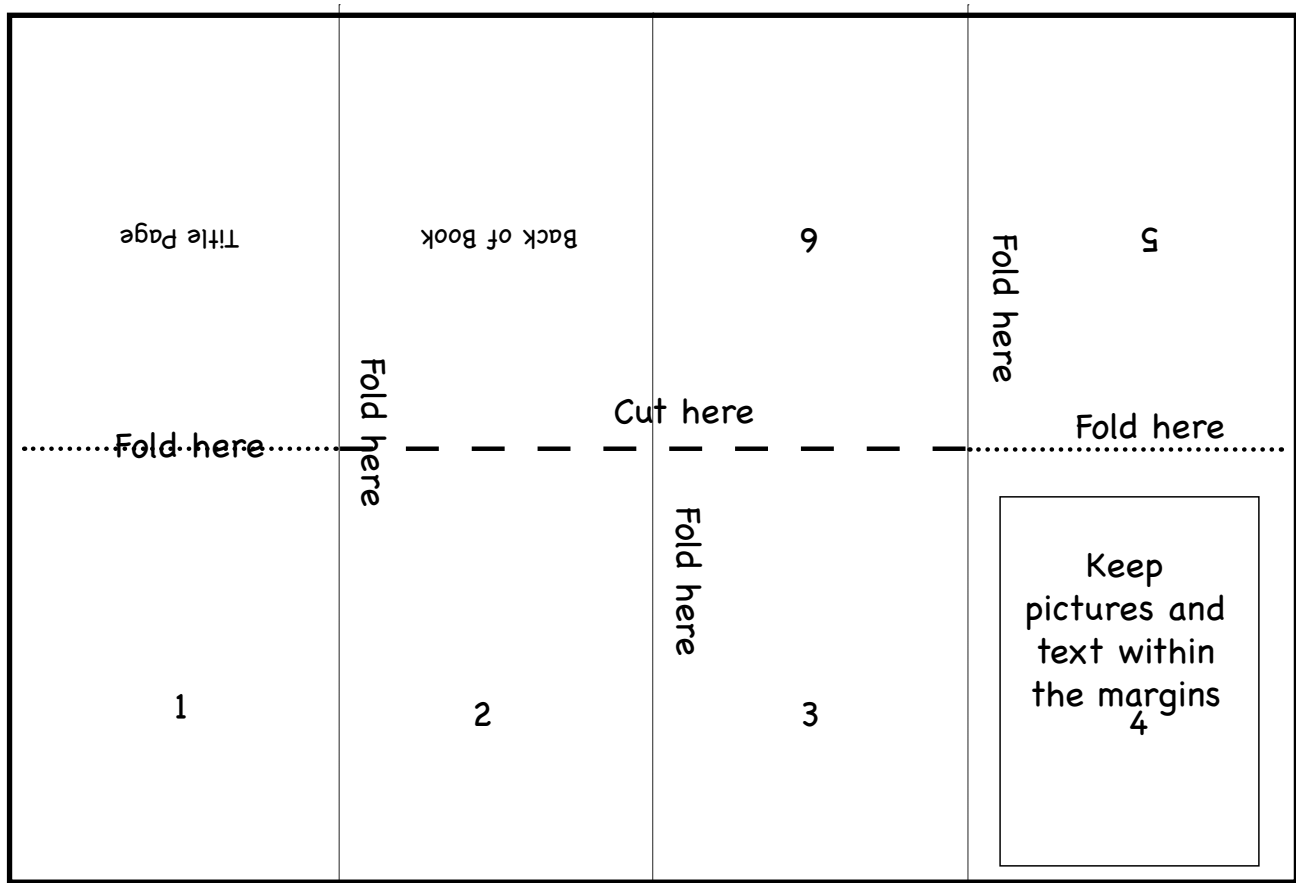
OW

পপ

POP



You might want to put your new Runaway Pea adventures in a Mini Book: here you can see how they are made.



You may find the plan above helpful in making your own little books. Children like making their own for sharing with others; writing the text and adding illustrations.

Top tips:

Make very, very neat folds.






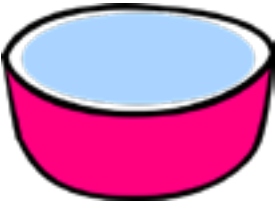

Mark the page numbers (you can if you wish do this lightly in pencil) before you fold.

We have provided a sample minnier book below.

If you print on both sides you can produce two mini books on one sheet of paper.



Practice on this mini mini book! Print and cut round the border first.

<p>THE RUNAWAY PEA PART ONE</p> 	<p>WHAT HAPPENED NEXT ?</p>	<p>BANG</p> 	<p>SQUIRT</p> 
			
<p>PING</p>	<p>SPLAT</p>	<p>PLOP</p>	<p>SPLASH</p>

<p>1</p>	<p>2</p>	<p>3</p>	<p>4</p> <p>Keep pictures and text within the margins</p>
<p>.....Fold here.....</p>	<p>Fold here</p>	<p>Cut here</p>	<p>Fold here</p>
<p>Title Page</p>	<p>Back of Book</p>	<p>6</p>	<p>5</p>