

RUNAWAY PEA

Arabic version

We are working on: STORYPROPS PAIRS
and TRIPLETS GAMES FOR
MATCHING AND SORTING.
TRACK and BINGO GAMES

We welcome your support! Would anyone like to help us to translate the directions and other small print for our other language versions? Are you happy with our font?

Last updated 16th December 2021

Collaborative Learning = Oracy in Curriculum Context

makes challenging curriculum accessible.
improves social relations in the classroom.
provides scaffolding for exploratory talk.

COLLABORATIVE LEARNING PROJECT
Project Director: Stuart Scott
We support a network of teaching professionals to develop and disseminate accessible talk-for-learning activities in all subject areas and for all ages.
17, Barford Street, Islington, London N1 0QB UK Phone: 0044 (0)20 7226 8885
Website: <http://www.collaborativelearning.org>

RUNAWAY PEA

MATCHING AND SORTING: Now ready to try out and feed back suggestions. TRACK GAME, PAIRS AND BINGO GAMES for you to play and send us your versions.

Booktrust have given all schools in England and Northern Ireland a free copy of the Runaway Pea. Here is a link to the author, Kjartan, reading it:

<https://www.youtube.com/watch?v=o-SUwW4WBGw>

This inspired us to start our runaway pea activities which are loosely based on our 'Ten in the Bed' activities and use the same templates:


<http://www.collaborativelearning.org/teninthebed.pdf>

We have a pairs (or threes) activity and the board for a track game. Like all our Early Years activities it is designed to give children confident ownership of the story for them to tell it to each other and their parents, with props, in their own words and/or language. Please send us their pictures to include in the activity. We are now disseminating versions in languages spoken in many schools. This Arabic version was made possible with the support of Erica Field and her colleagues in Rochdale.

We are basing the activities around the first part of the book, where there is a lot of scope for changing and adding to the story.


Ping off the plate
Splat in a puddle of sauce
Plop into the dog bowl
Splash into the fish tank
Squirt out of the fish tank
Bang on a mousetrap
Twang off a cobweb
Oh No into the toaster
Pop out of the toaster
Oww my bottom's on fire into the dryer
onto a shirt
Look out here comes the iron
Groan under the fridge

Ping		غنيب	
Splat		مطت را	
Plop		طقس	
Splash		رثانت	
Squirt		خب	
Bang		غنا ب	
Twang		غنا ب	
Oh No		غنا د	
Pop		لوه ل اي	
Ow		بوب	
Buffered		هآ	
Battered		برض دت را جرخأ	
Bounced		سرت حا	
Look out		هوأ تي	
Groan			



Here is our pea storyprop provided in different sizes for making props and finger puppets. And then next a page of little peas for everybody to join in. These can be laminated and a ring of laminate stuck on the back makes them into puppets. They can also be stuck on lolly sticks.





Here are some extra ones for drawing in mouths and eye dots to change their appearance and expressions. These could be used for pair games too.

- The Runaway Pea Game






Cut along the lines and have fun matching them up again. Use the book to help you.


ةبراهل ءالزابلا ةبح ةبعل

ةدعاسملل باتكلا مدختسا. ىرخأ ةرم اهلي صوتب عتمتساو طوطخلا نم روصلا صق

<p>غنيب</p>	<p>قبطلا چراخ</p>	
<p>مطاطرا</p> <p>SPLAT</p>	<p>ةعقب يف ةصلصلا</p>	
<p>طقس</p> <p>PLOP</p>	<p>بلكلا ءاعو يف</p>	
<p>رثانت</p> <p>SPLASH</p>	<p>كمسلا ضوح يف</p>	
<p>خب</p> <p>SQUIRT</p> <p>www.collaborativelearning.org/runawaypearomanian.pdf</p>	<p>كمسلا ضوح چراخ</p>	

RUNAWAY PEA PAIRS - NOISES

<p>غن اد</p> <p>BANG</p>	<p>ەدي صم ى ل ع نارئف</p>	
<p>غن اد</p> <p>TWANG</p>	<p>چي سن قوف توب كن ع ل ا</p>	
<p>لوه ل ل اي</p> <p>OH NO</p>	<p>زب خ ل ا ص م ح م ل خ اد</p>	
<p>بوب</p> <p>POP</p>	<p>ص م ح م ج ر ا خ زب خ ل ا</p>	
<p>آه</p> <p>OW</p>	<p>ف ف ج م ل ا ل خ اد</p>	

<p>بُرْض دت را چرخُأ</p> <p>BUFFERED BATTERED BOUNCED</p>	<p>صيمق ىلع</p>	
<p>سرتحا</p> <p>LOOK OUT</p>	<p>قحُس</p>	
<p>هوأتي</p> <p>GROAN</p>	<p>ةجالثلا تحت</p>	

We would welcome Arabic equivalents of these and any other noises your children can think up. P.S. Noise words are usually phonically regular unlike lots of frequent words in English. The current fashion of phonics leading reading in England may puzzle readers of languages where spelling systems are more consistently regular. English spelling is still influenced by the great vowel shift and medieval scribes who spoke Norman French.

CRASH

FLUMP

CRACK

CLANG

SQUELCH

BOING

WHOOSH

PLIP

CLINK

EEEEK

AAAH

WHEEE

~~Next below some places visited by our crocheted pea. Please send us your photos of your peas having adventures. These peas are helping us make the hidden pea bingo game.~~





Crocheted Pea Pairs Game

Copy two sets and print on card. Cut out the cards and place them face down on the table. Take turns to turn up two cards. If they are pairs you keep them. Winner is the one to collect the most pairs.

Big Thank You to Renata from Plymouth who crocheted these marvellous peas plus an elegant pod for them to live in. She is happy to crochet for you and her contact details are on our links page, but please check the crochet skills of your parents first.

Tinned Pea Pairs Game

Copy two sets and print on card. Cut out the cards and place them face down on the table. Take turns to turn up two cards. If they are pairs you keep them. Winner is the one to collect the most pairs.



Ideas for Card Games

These cards can be used for children to sort into sets using the book for information or..

1. Deal out the pictures or noises cards. Player with PING/PLATE picture card starts the story and the other players follow in turn.

2. Place the pictures and the noises face down and take turns to pick two cards to find pairs. This can be done with the pictures and text or noises and text.

Ideas for Track Games

1. Take turns to throw a die and move a counter round the board. When you land on a noise you can collect either the text or the picture card. The first player to collect six cards is the winner. This player should put their pictures in story order and then have a go at telling the story of the pea's journey to the others and try to remember the events for which they don't have pictures. Listeners can help out and or add the appropriate noises at the appropriate stages of the story.

2. For this version of the game you deal out all the noises cards to the players. They take turns to throw a die or two dice and move a counter around the board. When they land on a noise that matches one of their cards they can discard the card. The first player who discards all their cards is the winner and they have to tell the story to the other players who can make the appropriate noises at the appropriate times.


The gameboard probably works best when enlarged to A3

Other Ideas



You might want to put your new Runaway Pea adventures in a Mini Book. We have provided templates for this.

Below is a bingo game where you can replace the pictures with your own photos.



Ideas for Bingo Games

The bingo game below is based on Simile Bingo. You can choose either to cut the pictures out for cards or the text. The game is for two players or we think better two pairs of players. Each player has a bingo board. The cards are either shuffled, cut and placed face down or spread out face down. We prefer spread out. Players take turns to pick a card. If it matches the text/ picture on their board they can keep it. If not they must put it back where they found it. First player to collect all their cards is the winner and their prize is to tell the story. You may have noticed that there are only twelve cards here and the thirteenth is printed below. You can choose to include it and also choose what to do when you pick it. One choice is that it can be put on any text or picture; another choice might be that you have to put a card back. You might want to include two splash cards so we have printed two below for you.

	
رثانت	رثانت
SPLASH	SPLASH

If you draw or photo your own pictures for the game please send them to us.

هوأتي

GROAN

طقس

PLOP

غناد

TWANG

غناد


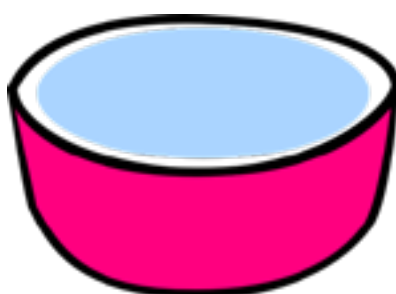
SQUIRT

جرخأ
دترا
برض

BUFFERED BATTERED BOUNCED

غنيب

PING



م ا ط ت را

SPLAT

س ر ت ح ا

LOOK OUT

غ ن ا ب

BANG

ل و ه ل ل ا ي



OH NO

ه آ

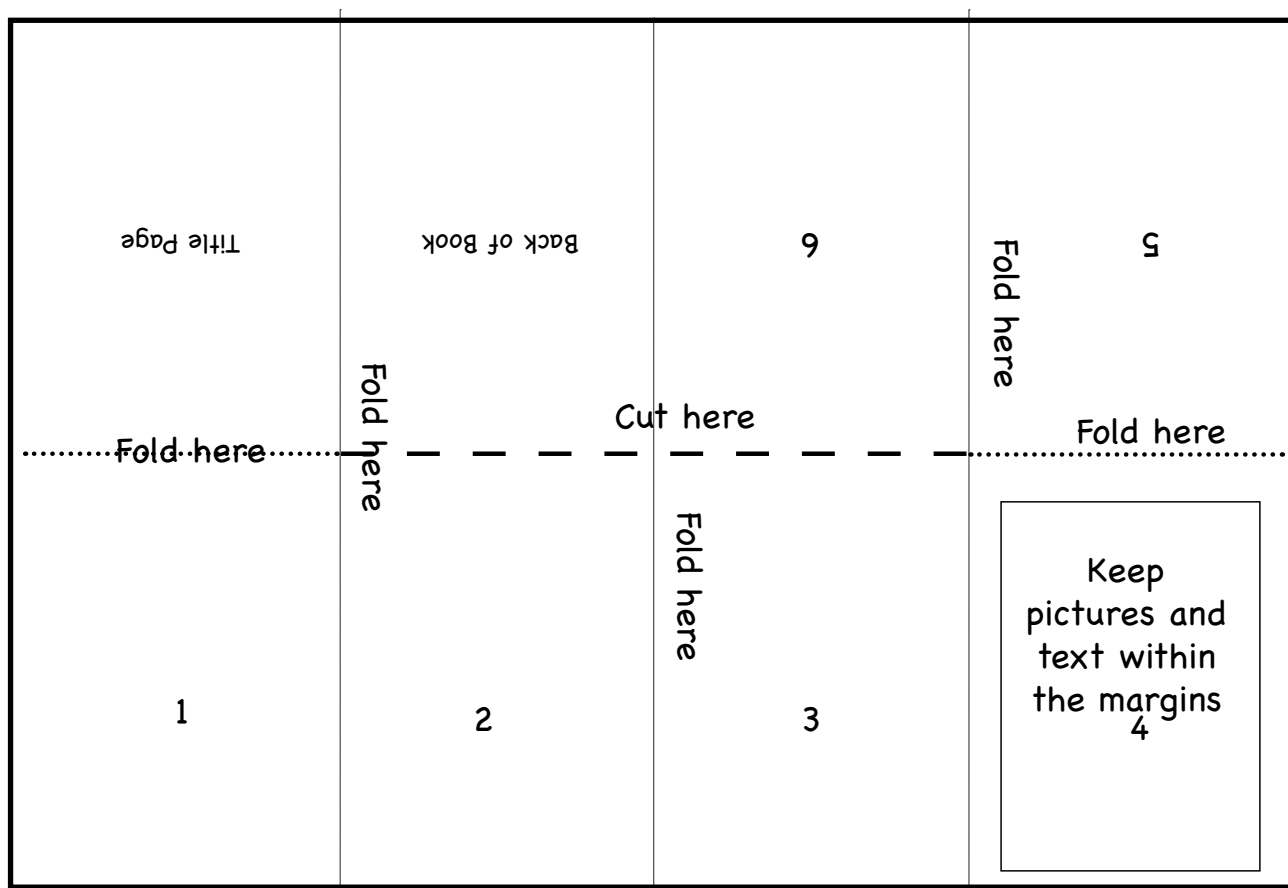
OW

ب و ب

POP



You might want to put your new Runaway Pea adventures in a Mini Book: here you can see how they are made.



You may find the plan above helpful in making your own little books. Children like making their own for sharing with others; writing the text and adding illustrations.

Top tips:

Make very, very neat folds.






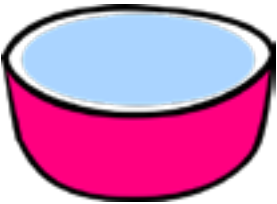

Mark the page numbers (you can if you wish do this lightly in pencil) before you fold.

We have provided a sample minnier book below.

If you print on both sides you can produce two mini books on one sheet of paper.



Practice on this mini mini book! Print and cut round the border first.

<p>THE RUNAWAY PEA PART ONE</p> 	<p>WHAT NEXT HAPPENED ?</p>	<p>BANG</p> 	<p>SQUIRT</p> 
 <p>PING</p>	 <p>SPLAT</p>	 <p>PLOP</p>	 <p>SPLASH</p>
<p>1</p> <p>Fold here</p> <p>Title Page</p>	<p>2</p> <p>Fold here</p> <p>Back of Book</p>	<p>3</p> <p>Fold here</p> <p>6</p>	<p>4</p> <p>Keep pictures and text within the margins</p> <p>5</p> <p>Fold here</p>