

RUNAWAY PEA

We are making:
STORYPROPS

This resource is in development!
We hope you will join us
in adding to it and making
versions in other languages.

PAIRS and TRIPLETS GAMES for
matching and sorting.

TRACK GAMES

BINGO GAMES

We welcome your support in helping us develop more activities in English and adding versions in other languages! We also welcome help in translating the directions etc for our other language versions.

Last updated 22nd January 2022

Collaborative Learning - Oracy in Curriculum Context

makes challenging curriculum accessible.
improves social relations in the classroom.
provides scaffolding for exploratory talk.

www.collaborativelearning.org/runawaypea.pdf

COLLABORATIVE LEARNING PROJECT
Project Director: Stuart Scott
We support a network of teaching professionals to develop and disseminate accessible talk-for-learning activities in all subject areas and for all ages.
17, Barford Street, Islington, London N1 0QB UK Phone: 0044 (0)20 7226 8885
Website: <http://www.collaborativelearning.org>

RUNAWAY PEA

Our progress so far:

MATCHING AND SORTING: some versions are now ready to try out.

TRACK GAME for you to finish off, play and send us your versions. **BINGO GAME** is ready too and we welcome your versions.

Booktrust have given all schools in England and Northern Ireland a free copy of the Runaway Pea. Do you know where you can find it in your school? Were you inspired to buy more copies? Here is a link to the author, Kjartan reading it:

<https://www.youtube.com/watch?v=o-SUwW4WBGw>

This inspired us to start our runaway pea activities. They are loosely based on our 'Ten in the Bed' activities and use the same templates:

<http://www.collaborativelearning.org/teninthebed.pdf>

We have started on a pairs (or threes) activity which can also be used for sorting and matching and the board for a track game. Like all our Early Years activities it is designed to give children ownership of the story so they can tell it to each other and their parents, with props, in their own words and/or language. Please send us their pictures to include in the activity. We are now disseminating versions in languages spoken in many schools.

We are basing the activities around the first part of the book where there is a lot of scope for changing and adding to the story.

Ping off the plate
Splat in a puddle of sauce
Plop into the dog bowl
Splash into the fish tank
Squirt out of the fish tank
Bang on a mousetrap
Twang off a cobweb
Oh No into the toaster
Pop out of the toaster
Oww my bottom's on fire into the dryer
Buffered, battered, bounced onto a shirt
Look out here comes the hot iron
Groan under the fridge

Ping 
Splat 
Plop 
Splash 
Squirt 
Bang 
Twang 
Oh No 
Pop 
Ow 
Buffered 
Battered 
Bounced 
Look out 
Groan 



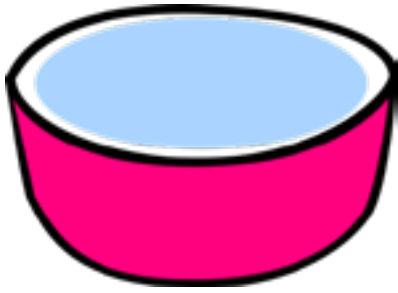




Here is our pea storyprop provided in different sizes for making props and finger puppets. And then below a page of little peas for everybody to join in. These can be laminated and a ring of laminate stuck on the back makes them into puppets. They can also be stuck on lolly sticks.



Here are some extra ones for drawing in mouths and eye dots to change their appearance and expressions. These could be used for pair games too.

RUNAWAY PEA PAIRS/TRIPLETS: NOISES TEXT PICTURES for matching, sorting and sequencing.

PING	off the plate	
SPLAT	into a sauce puddle	
PLOP	into the dog bowl	
SPLASH	into the fish tank	
SQUIRT	out of the fish tank	

RUNAWAY PEA PAIRS - NOISES


BANG

**on to a
mousetrap**




TWANG

**off a
cobweb**



OH NO

**into the
toaster**



POP

**out of the
toaster**



OWW

**into the
dryer**



**BUFFERED
BATTERED
BOUNCED**

**onto a
shirt**



**LOOK
OUT**

**here comes
the hot
iron**



GROAN

**under the
fridge**



**What
next?**

Alternative extra noises for your new versions of the story.
P.S. Noises tend to be phonically regular, unlike most frequent words in English!

CRASH	FLUMP	CRACK
CLANG	SQUELCH	BOING
WHOOSH	PLIP	CLINK
EEEEK	AAAH	WHEEE

We are asking colleagues to send us for sharing noises they love in any language their children present them with.

Next below some places visited by our crocheted pea. Please send us your photos of your peas having adventures.





Crocheted Pea Pairs Game

Copy two sets and print on card. Cut out the cards and place them face down on the table. Take turns to turn up two cards. If they are pairs you keep them. Winner is the one to collect the most pairs.

Big Thank You to Renata from Plymouth who crocheted these marvellous peas plus an elegant pod for them to live in. She is happy to crochet for you and her contact details are on our links page, but please check the crochet skills of your parents and children first.

Tinned Pea Pairs Game

Copy two or more sets and print on card. Cut out the cards and place them face down on the table. Take turns to turn up two cards. If they are pairs you keep them. Winner is the one to collect the most pairs. Send us your versions!



Ideas for Card Games

These cards can be used for children to sort into sets using the book for information or..

1. Deal out the pictures or noises cards. Player with PING/PLATE picture card starts the story and the other players follow in turn.
2. Place the pictures and the noises face and take turns to pick two cards to find pairs. This can be done with the pictures and text or noises and text.

Ideas for Track Games

1. Take turns to throw a die and move a counter round the board. When you land on a noise you can collect either the text or the picture card. The first player to collect six cards is the winner. This player should put their pictures in story order and then have a go at telling the story of the pea's journey to the others and try to remember the events for which they don't have pictures. Listeners can help out and or add the appropriate noises at the appropriate stages of the story.
2. For this version of the game you deal out all the noises cards to the players. They take turns to throw a die or two dice and move a counter around the board. When they land on a noise that matches one of their cards they can discard the card. The first player who discards all their cards is the winner and they have to tell the story to the other players who can make the appropriate noises at the appropriate times.

Other Ideas




You might want to put your new Runaway Pea adventures in a Mini Book. We have provided templates for this.

Below is a bingo game where you can replace the pictures with your own photos.

	NO HO		TWANG		POP		BANG
PING							
OW							SQUIRT
							SPLASH
BUFFERED BATTERED BOUNCED							
GROAN							
START PING		SPLAT		LOOK OUT			PLOP

Ideas for Bingo Games

The bingo game below is based on Simile Bingo. You can choose either to cut the pictures out for cards or the text. The game is for two players or we think better two pairs of players. Each player has a bingo board. The cards are either shuffled, cut and placed face down or spread out face down. We prefer spread out. Players take turns to pick a card. If it matches the text/picture on their board they can keep it. If not they must put it back where they found it. First player to collect all their cards is the winner and their prize is to tell the story. You may have noticed that there are only twelve cards here and the thirteenth is printed below. You can choose to include it and also choose what to do when you pick it. One choice is that it can be put on any text or picture; another choice might be that you have to put a card back. You might want to include two splash cards so we have printed two below for you.



If you draw or photo your own pictures for the game please send them to us.

GROAN


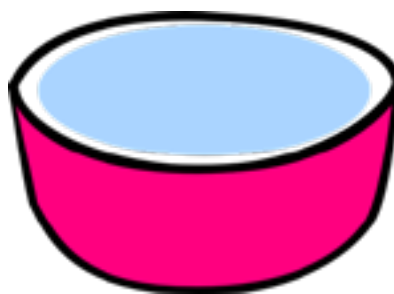
PLOP

TWANG

SQUIRT

**BUFFERED
BATTERED
BOUNCED**

PING



SPLAT




**LOOK
OUT**

BANG

OH NO

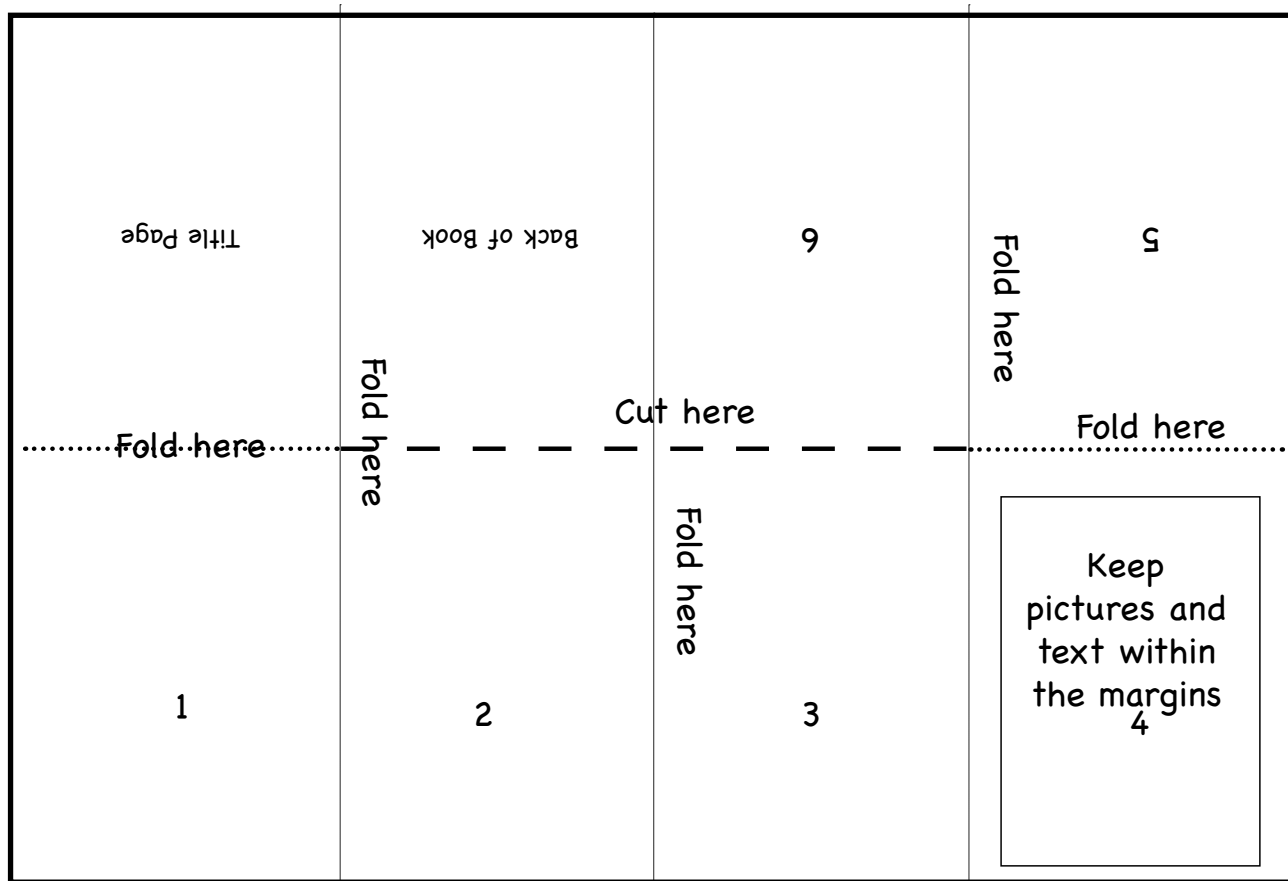
OW

POP



Mini Books

You might want to put your new Runaway Pea adventures in a Mini Book: here you can see how they are made. You can make two books using both sides of one sheet of paper.



You may find the plan above helpful in making your own little books. Children like making their own for sharing with others; writing the text and adding illustrations.

Top tips:






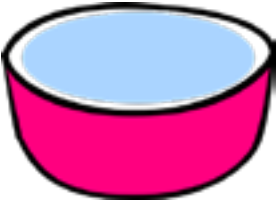

Make very, very neat folds.

Mark the page numbers (you can if you wish do this lightly in pencil) before you fold.

We have provided a sample minnier book below to help folding practice.



Practice on this mini mini book! Print and cut round the border first. Very good to practice folding!

<p>THE RUNAWAY PEA PART ONE</p> 	<p>WHAT HAPPENED NEXT ?</p>	<p>BANG</p> 	<p>SQUIRT</p> 
 <p>PING</p>	 <p>SPLAT</p>	 <p>PLOP</p>	 <p>SPLASH</p>
<p>1</p> <p>Fold here</p> <p>Title Page</p>	<p>2</p> <p>Fold here</p> <p>Back of Book</p>	<p>3</p> <p>Fold here</p> <p>6</p>	<p>4</p> <p>Fold here</p> <p>5</p> <p>Fold here</p> <p>Keep pictures and text within the margins</p>

Here is the Rochdale Elegant Pea Preposition Game. Big thank you to Erica Field and her creative colleagues.



above



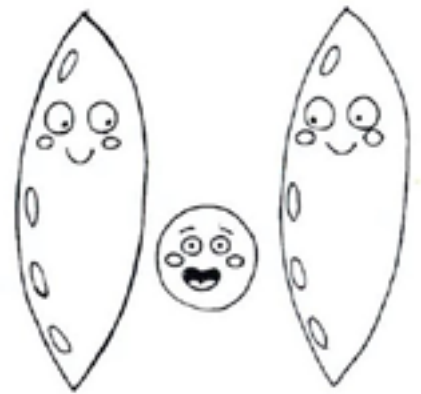

behind



beside



in
between





in




on




next to



under



over



Here are peas for colouring in and below finger puppet sized peas.

