







# ★ A Quick Look at Simile Bingo

This is a game which introduces children to our clichéd similes, and by doing so shows them how similes work and how they can construct their own original ones. . These metalinguistic activities are a good prequel to poetry making, and children learning English, naturally more language conscious, enjoy them in particular.

The webaddress for the complete activity is:  
<http://www.collaborativelearning.org/similebingo.pdf>

as crafty as....

as daft as....

		
ninepins	toast	a fox
		
a brush	the hills	the grave

## How to play Simile Bingo

This game is for four players.  
 Each player has a bingo board with words and pictures.

You also have a set of 24 small “as .....as” cards. These should be spread out upside down on your table.

Players take turns to pick a up a small card and read out what is on it. If they can cover a picture on their board they can do so, but every player must agree that it is a good simile. If they can't cover a picture, they must replace the card in the same place.

First player to cover all the pictures on their board is the winner.






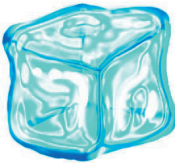
as busy as....

as warm as ....

as old as....

as thin as....

Set 1

		
ink	a whistle	a bee
		
a button	a rake	ice

as silent as....

as bright as....

as right as ....

as cold as ....