

Well Known Mexican Items - Role Play Activity

I think we had better start gently with this, so I suggest everyone does this activity first to introduce the idea of reading a short text and then telling it from memory to another person. I am preparing further similar activities on famous Mexicans, Mexican places, Mexican animals (some endangered) and Mexican foods. You may have other suggestions on other items or on other topics.

Frida Karlo	Mexico City	Corn	Anaconda
Pancho Villa	San Miguel de Allende	Beans	Jaguar
Diego Riviera	Chichen Itza	Squash	Toucan
Herman Cortez	Dias des los Muertos, Oaxaca	Chilli Peppers	Armadillo
Miguel Hidalgo	Palenque	Tomatoes	Vampire Bat
Benito Juarez	Copper Canyon	Cochineal	Macaw
Javier Hernández Bal- cázar	Teotihuacan	Indigo C	Common Opossum
Emiliano Zapata	Popocatepetl	Cacao	Manatee
Salma Hayek		Vanilla,	
Moctezuma			

I have tried to write clear notes but please tell me if there is anything you need to be clarified.


Well Known Mexican Items - Teachers' notes

This is an Introduce Me activity or Character Card activity. The idea here is for individuals to read a card with a picture and some information. They should memorise some of the information. They should then meet another individual (we put coloured dots on the cards so that they have to find a person with the same coloured dot on their card) and introduce themselves in the role of the character/item on the card without reading the card out, but in their own words. It is important to emphasise that it is not a guessing game, but the item should be presented clearly with its name. The other person should do the same in turn. So now they know about each other. You might want to model this first with two adults before children try it out. You could do classical story characters like the giant or Jack. We say that if you get stuck you can look at the card, but you should put it away before you continue your presentation. This needs modelling too! Later on we encourage children to add any extra knowledge they may have about the character/item.


At this stage you might want to ask some individuals to present their character to the whole class.

The next step is more difficult, but with practice can work very successfully in helping children to use presentational talk confidently. This is the learning objective by the way! It is also very good preparation for writing later - better quite a lot later once they have got the hang of presenting. We prepare the cards so they are in sets of four with the same coloured dots. This means that the pair who have met can meet another pair who have been roleplaying different 'character'. They then have to introduce each other to each other.

Step One



Step Two



I am a big guitar. You pluck me to make music. I first came from Spain, but grew bigger in Mexico. You can play me on my own or in a band.



I am an important festival in Mexico called the Day of the Dead. Everyone celebrates their dead relatives and friends. People decorate their graves. They eat skulls made of sugar.




I am a famous cartoon mouse called Speedy Gonzalez. The cat can never catch me. I like music. I sing and play the guitar.



I am the Mexican flag. I am green, white and red. I have an eagle, a snake and a cactus on me. If you look carefully you can see other things on me too.

My name is Popocatepetl. I am a famous volcano in Mexico. I last erupted in 2013. There are many other live volcanoes like me in Mexico.



I am a toucan. I live in the Mexican rain forest. My beak is big but is not heavy. It helps me to keep cool and I use it to eat fruit. I can't fly well, but can hop from branch to branch.



I am a Mexican cactus. I grow in the desert. I am very prickly so most animals don't want to eat me. I store water in my stem.



I am a traditional Mexican hat. I am made of straw and have a big brim. I stop the sun burning the heads and shoulders of the people while they are working in the fields.