

Materials Happy Families

Many thanks to "purple berry" on the TES resource bank, who devised this activity and put it online in powerpoint form. Please take a look at the TES resources, since many of the games and cards can be adapted to become more EAL friendly. We've tweaked it a bit, by putting it into pdf, enlarging the pictures and substituting photos (mainly taken from our materials connect four game) to replace some of the clip art, which EAL pupils had trouble with. We have also added a few more qualities and a few extra materials, but have kept the mixture of singular and plural. Have we left any out? We are currently experimenting ways to play and would welcome more suggestions. Different activities would not necessarily use all the cards and of course pupils can be encouraged to make more object cards until all the cards are their own.

One game would be to lay some object cards upside down spread out on the table. Shuffle either the materials cards OR the qualities cards and deal three or four to each player. The materials cards may prove more difficult depending on the ones you get so you might want to leave some out. Players then could take turns to pick an object. If it can fit their qualities or materials they can keep it; otherwise they must return it to the same place on the table. First player to collect three (or you decide how many) objects for their materials/qualities is the winner. If the object can be made or part made of the material, regardless of what is actually shown in the picture, then the card can be kept. This ambiguity will help discussion. Purple Berry suggested a track game.

The webaddress for this activity is:

<http://www.collaborativelearning.org/materialshappyfamilies.pdf>

Materials Happy Families - Object cards



a saucepan



a hat and a scarf



a door



a pen



a coat




buttons




curtains



a pencil



a needle and thread



a bicycle



an umbrella



a radiator



a wall




a pencil sharpener

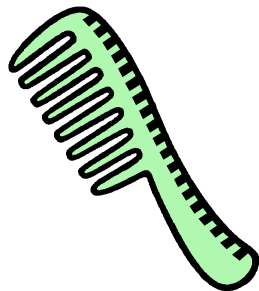


a bucket and spade

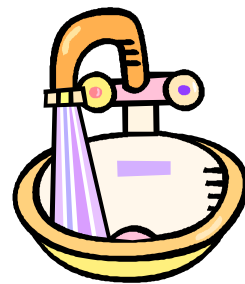
Materials Happy Families - Object cards



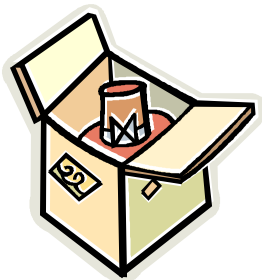
a car



a comb



a tap and sink



a carton



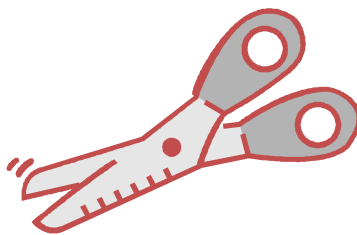
a ball




a necklace



spoons



a pair of scissors



a book



a fork

a car wheel



a bottle



a radio



a pair of earrings



a drinking glass

Materials Happy Families - Object cards



a mattress



a rolling pin



trousers



flower vase



a jug



a ring



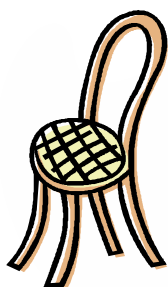
a cupboard



a desk



a purse



a chair




a scouring pad




a house



balloons




a safety pin



a kite

Materials Happy Families - Object cards



a gate



a pair of trainers



a teapot



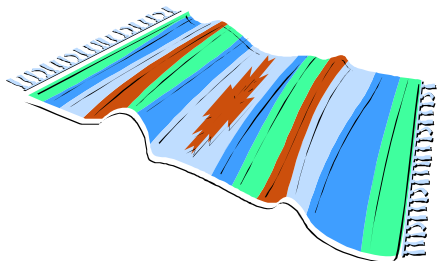
a boat




a clock



a pavement



a carpet



a ruler



a belt




sunglasses



a table



an electric lamp



a mirror



a cup and saucer



knives

Materials Happy Families - Materials cards

paper

paper

paper

rubber

rubber

rubber

glass

glass

glass

plastic

plastic

plastic

fabric

fabric

fabric

Materials Happy Families

metal

metal

metal

stone/
concrete

stone/
concrete

stone/
concrete

wood

wood

wood

leather

leather

leather

china

china

china

Materials Happy Families

wool

wool

wool

fibre

fibre

fibre

Materials Happy Families - Qualities cards

rough

rough

flammable

heavy

heavy

flammable

buoyant

buoyant

waterproof

absorbent

absorbent

waterproof

transparent

transparent

flexible

Materials Happy Families

soft

soft

flexible

hard

smooth

smooth

hard

magnetic

magnetic

opaque

opaque

light

light

light

fragile

Materials Happy Families

stretchy/
elastic

stretchy/
elastic

fragile

rigid

rigid

tough

tough