


Characters in Macbeth Connect Four Game

His wife and children are killed by Macbeth	She kills herself	He is married to Lady Macbeth.
He has a son called Fleance.	He is a soldier and a good friend of Macbeth	He won't go to see Macbeth crowned as king.



Revise your knowledge of the play in a playful way!



Characters in Macbeth Connect Four Game

Originally developed in 1993 by Claire Fletcher in Hounslow.

The webaddress for this activity is:

<http://www.collaborativelearning.org/macbethcharacters.pdf>

This activity was last updated 5th April 2016

Notes on this Connect Four activity:

The gameboard has been constructed out of two A4 sheets for colleagues without access to A3 printers which with the cuts in education are likely to remain so. The board will of course last longer if mounted and/or laminated.

Our collaborative talk for learning activities are designed to:

...build on prior knowledge.

...move from concrete to abstract thinking.

...ensure everyone works with everyone else.

...extend social language into curriculum language.

...provide motivating ways to go over the same topic more than once.

COLLABORATIVE LEARNING PROJECT

Project Director: Stuart Scott

Supporting a cooperative network of teaching professionals throughout the European Union to develop and disseminate accessible teaching materials in all subject areas and for all ages.

17, Barford Street, Islington, London N1 0QB UK Phone: 0044 (0)20 7226 8885

Website: <http://www.collaborativelearning.org>

BRIEF SUMMARY OF BASIC PRINCIPLES BEHIND OUR TEACHING ACTIVITIES:

The project is a teacher network, and a non-profit making educational trust. Our main aim is to develop and disseminate classroom tested examples of effective group strategies across all phases and subjects. We hope they will inspire you to develop and use similar strategies in other topics and curriculum areas. We run teacher workshops, swapshops and conferences throughout the European Union. The project publishes a catalogue of activities plus lists in selected subject areas, and a newsletter available on the internet: "PAPERCLIP".

*These activities were influenced by current thinking about the role of language in learning. They are designed to help children learn through talk and active learning in small groups. They work best in mixed classes where children in need of language or learning support are integrated. They are well suited for the development of speaking and listening. They provide teachers opportunities for assessment of speaking and listening and other formative assessment.

*They support differentiation by placing a high value on what children can offer to each other on a particular topic, and also give children the chance to respect each other's views and formulate shared opinions which they can disseminate to peers. By helping them to take ideas and abstract concepts, discuss, paraphrase and move them about physically, they help to develop thinking skills.

*They give children the opportunity to participate in their own words and language in their own time without pressure. Many activities can be tried out in mother tongue and afterwards in English. A growing number of activities are available in more than one language, not translated, but mixed, so that you may need more than one language to complete the activity.

*They encourage study skills in context, and should therefore be used with a range of appropriate information books which are preferably within reach in the classroom.

*They are generally adaptable over a wide age range because children can bring their own knowledge to an activity and refer to books at an appropriate level. The activities work like catalysts.

*All project activities were planned and developed by teachers working together, and the main reason they are disseminated is to encourage teachers to work effectively with each other inside and outside the classroom. They have made it possible for mainstream and language and learning support teachers to share an equal role in curriculum delivery. They should be adapted to local conditions. In order to help us keep pace with curriculum changes, please send any new or revised activities back to the project, so that we can add them to our lists of materials.

<http://www.collaborativelearning.org/macbethcharacters.pdf>

Characters in Macbeth Connect Four

The game is best played by two or three players against two or three players. Shuffle the two sets of cards and place them face down. Each team takes turns to pick their colour card and place it on the board. You must all agree that it is in the correct place. The first team to get four in a row vertically, diagonally or horizontally is the winner. Three in a row is easier and quicker version of the game.


























His wife and children are killed by Macbeth	She kills herself	He is married to Lady Macbeth.	After his father is killed, he escapes to England.	The king of Scotland.
He has a son called Fleance.	He is a soldier and a good friend of Macbeth	He won't go to see Macbeth crowned as king.	She sleepwalks and has nightmares.	He murders Duncan the king of Scotland.

This is the top half of the connect four board which you need to glue to the bottom half using this as the flap.

This is the bottom half of the connect four board which you need to glue to the top half after you have cut this bit off.

He is murdered by Macbeth.	He chops the head from Macbeth.	He is told he will become king by three witches.	He warns Lady Macduff of danger.	They can see into the future
She wants her husband to be king.	He is often a messenger.	He sees the ghost of his murdered friend.	He begs that only he should kill Macbeth.	At the start of the play he is Thane of Glamis.
They predict that a forest will walk up a hill.	He loses his life protecting his son.	He believes he cannot be hurt by anyone born of woman.	They put the idea of ambition in Macbeth's head.	He is a kindly king. He admires Macbeth
He is told that his children will be kings.	She imagines the sight and smell of blood.	They are the first characters that we meet.	He becomes king of Scotland at the end.	She cannot kill the king because he looks like her father

Characters from Macbeth Connect Four Cards to be cut up.

	MACBETH		MACBETH		KING DUNCAN		MALCOLM		ROSS
	MACBETH		MACBETH		KING DUNCAN		MALCOLM		ROSS
	LADY MACBETH		LADY MACBETH		THREE WITCHES		THREE WITCHES		BANQUO
	LADY MACBETH		LADY MACBETH		THREE WITCHES		THREE WITCHES		BANQUO
	KING DUNCAN		MACDUFF		MACDUFF		MACDUFF		BANQUO

Characters from Macbeth Connect Four Cards to be cut up.

