

Little Books - Promoted by Bash Street School!



Ideal for Workshops with
Parents!

Little Bash Street Books

A brief introduction to making and using little books.


Little Books are irresistible - both to read and to write.

The books can be printed on A4 or A3. They require very careful cutting and folding to make a tidy book. Different photocopiers shrink images in different ways so you may need to trim the edges to get an accurate sheet that will fold neatly. If you print a different book on two sides you can magically change your book by turning it inside out!

collaborativelearning.org/littlebashstbooks.pdf

Last updated 25th February 2020

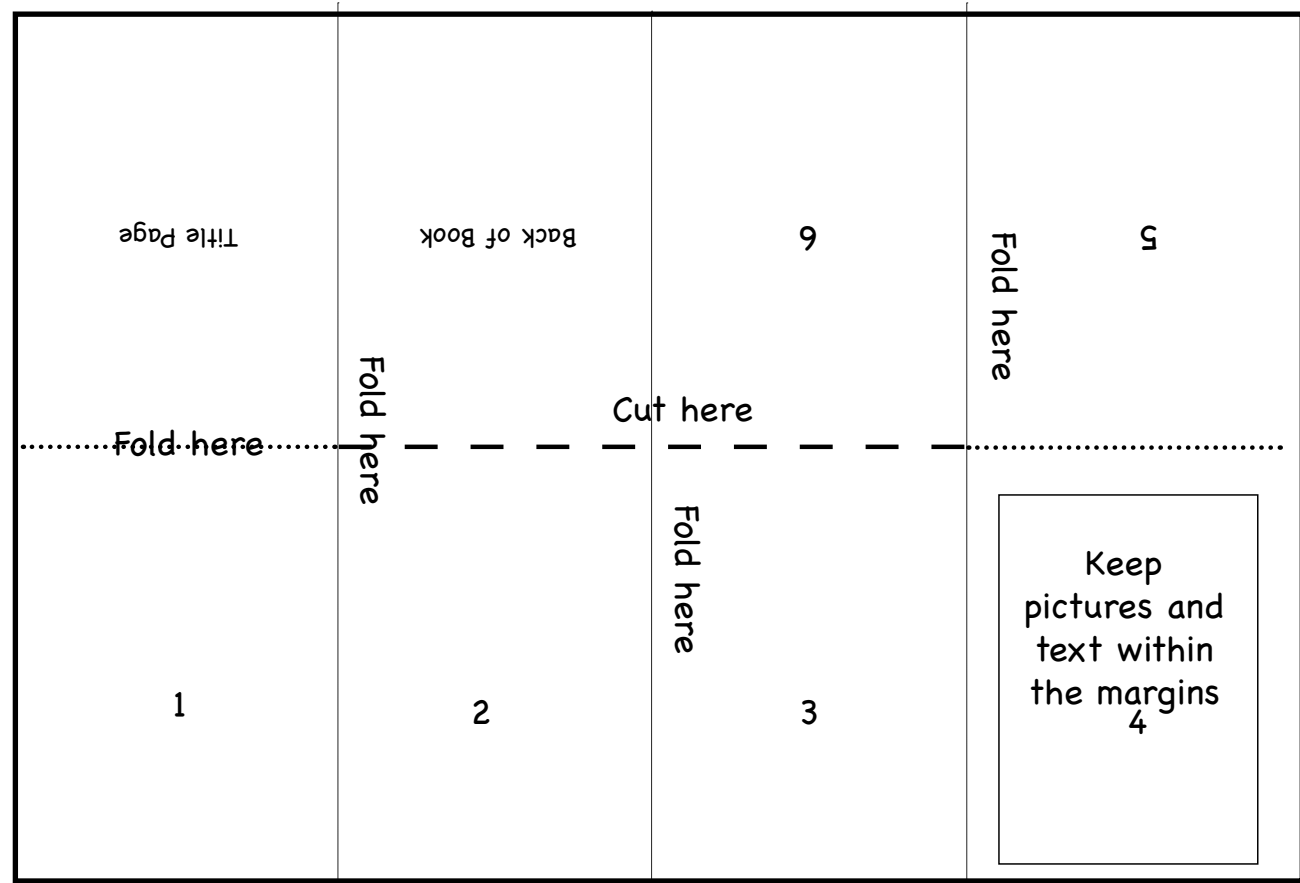
www.collaborativelearning.org/littlebashstbooks.pdf



Try out making up our Pets Day at Bash St. School book!

How Little Books are Made.

You may find the template below helpful in making your own little books. Children like making their own for sharing with others; writing the text and adding illustrations. Remember that it is vital to fold and cut precisely.





It is Pets day at school.



He likes pies better.



He likes noses.



Fatty's fish is hungry.



Mr Teacher has Mrs Teacher's cat.



Plug has a very long pet.



The snake likes Mr Teacher.



Mr Teacher does not like Plug's pet.



It is Pets day at school.




Danny has a worm.



Danny has a pet too.



The tiger likes Mr Teacher.




Mr Teacher does not like Fatty's pet.



Smiffy does not have a dog.



Sniffy has a tiger!



Mr Teacher does not like Smiffy's pet.

