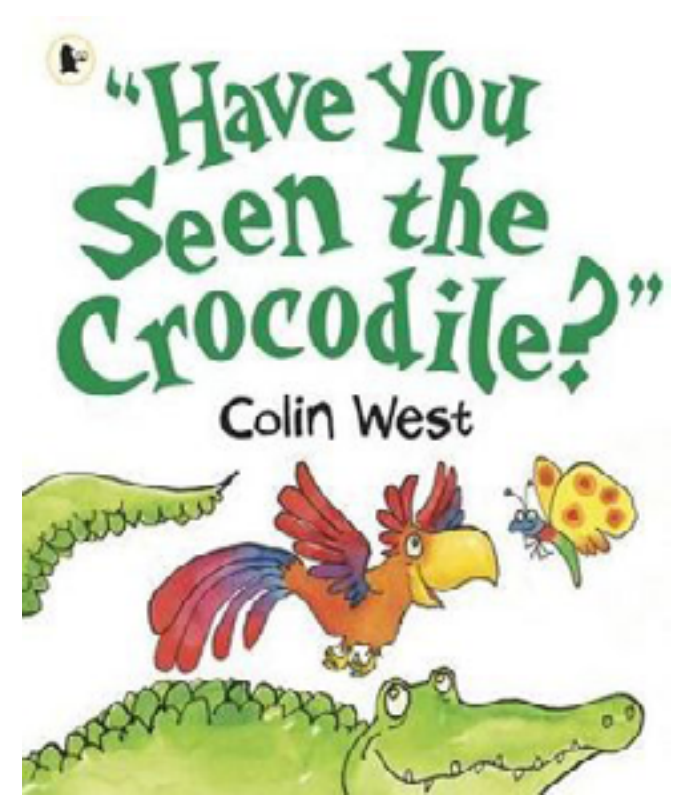




Have you Seen the Crocodile?



This very popular book is available again in the UK!! You will enjoy Colin West's website which you can reach at <https://colinwest.com>

Collaborative Learning = Putting the Fun into Oracy
Storyprops that bite for role play
Lotto and Pairs Games
Track Games
Activities for children to play with children, teachers, carers and parents

Have you Seen the Crocodile?

Story props and games. An ideal activity for a parents' workshop. You can encourage your parents to make a more exciting track. We developed this activity in the days of cut and paste and we have kept the hand traced storyprops so that your parents, with their children's guidance, can have a go at colouring in.

Crocodile Lotto Game

Everyone has a blank lotto board with names of the animals. Cut out enough animal with crocodile bits cards for all the players. Shuffle these cards and put them in a pile or lay them face down on the table. Take turns (by throwing a die) to go round the track (enlarged to A3), and when you land on a lily pad you can collect an animal card and put it on your board. If you pick up the same card twice you have to put it back. Slowly the crocodile will appear.

You can make two sets of the character cards for a Pairs Game or you can play pairs with name cards and picture cards. We are updating this activity and adding more props.

First developed in the 1980s and last updated 26th November 2020.

Webaddress: www.collaborativelearning.org/haveyouseencrocodile.pdf

Basic principles behind our talk for learning activities:

- Build on prior knowledge.
- Move from concrete to abstract.
- Ensure everyone works with everyone else.
- Extend social language into curriculum language.
- Provide motivating ways to go over the same knowledge more than once.

Collaborative Learning = Oracy in Curriculum Context

- makes challenging curriculum accessible.
- improves social relations in the classroom.
- provides scaffolding for exploratory talk.

These books are brilliant for beginning readers!



If you don't get the chance to talk something through with others, you won't be able to write about it later confidently!

COLLABORATIVE LEARNING PROJECT

Project Director: Stuart Scott

We support a network of teaching professionals to develop and disseminate accessible talk-for-learning activities in all subject areas and for all ages.

17, Barford Street, Islington, London N1 0QB UK Phone: 0044 (0)20 7226 8885

Website: <http://www.collaborativelearning.org>

www.collaborativelearning.org/haveyouseencrocodile.pdf





Have you Seen the Crocodile?

Storyprop croc

Cut out and laminate.

Put a pin in the + and the mouth will open and shut.

A ring of laminate stuck on the back and it will fit on a finger or you can glue it on a lolly stick.




Story props in
different sizes for
different size fingers.

Have you Seen the Crocodile?

Storyprop croc

Cut out and laminate.

A ring of laminate stuck on the back and it will fit on a finger or you can put it on a lolly stick.



Story props in
different sizes for
different size fingers.


Have you Seen the Crocodile?

Storyprop croc

Cut out and laminate.

Put a pin in the + and the mouth will open and shut.

A ring of laminate stuck on the back and it will fit on a finger or you can put it on a lolly stick.





Have you Seen the Crocodile?




Storyprop croc

Cut out and laminate.





Put a pin in the + and the mouth will open and shut.

A ring of laminate stuck on the back and it will fit on a finger or you can put it on a lolly stick.

Lily pads for making your own track game board.




Smaller crocs to
fit on little fingers





Have you Seen the Crocodile?

Storyprops Cut out, colour in and laminate.





A ring of laminate stuck on the back and the prop will fit on a finger, or you can put it on a stick.





Have you Seen the Crocodile? Character Board for matching pairs or props.



Have you Seen the Crocodile? Character Board for matching pairs or props





Have you Seen the Crocodile? Blank lotto board with animal names.

Parrot

Dragonfly

Bumblebee

Butterfly

Humming Bird

Bullfrog

