


Egyptian Gods

Who's Who?

Version suitable for
groups of 4!



Horus?



Thoth?

Amun
Ra?



Follow the
clues!

Who's does what to help Egyptians?

Egyptian Gods

Originally developed by Steve Cooke and adapted here to suit four participants with extra gods and clues by Jan Garen. This is an activity involving clues and reasoning to work out which god did which job for the Egyptians. We have provided god cards with pictures only and also with captions. These will be useful for pelmanism games, if the clues activity is too tricky for your class. Egyptians get studied across the KS2 age range and we have even seen them taught in KS1!

Webaddress

<http://www.collaborativelearning.org/egyptiangodsclues.pdf>

Last updated 2nd December 2021

Basic principles behind our talk for learning activities:

Build on prior knowledge.

Move from concrete to abstract.

Ensure everyone works with everyone else.

Extend social language into curriculum language.

Provide motivating ways to go over the same knowledge more than once.

Oracy in practice!

Oracy in context!

Oracy in the curriculum!

If you can persuade students to do something simple and playful together they will later jointly attempt something more difficult and challenging.



Can you work out who I am?

If you don't get the chance to talk something through with others, you won't be in a good position to write about it later confidently!

COLLABORATIVE LEARNING PROJECT

Project Director: Stuart Scott

We support a network of teaching professionals to develop and disseminate accessible talk-for-learning activities in all subject areas and for all ages.

17, Barford Street, Islington, London N1 0QB UK Phone: 0044 (0)20 7226 8885

Website: <http://www.collaborativelearning.org>

<http://www.collaborativelearning.org/egyptiangods.pdf>

Egyptian Gods

Notes for teachers

This is a revised activity and because of COVID we would like your help in testing it out.

However, we have many other similar activities that are tried and tested.

Children work in groups of four. You may want to select your groups. We put coloured dots on the clue sheets. You can cut up the god pictures. We find moving cards around is good for conversation. They work together to establish which god is which and what they do.

Then as a group they can choose a god, maybe do a bit more research together and present to another group or the rest of the class.

We have provided cards with pictures and cards with pictures and names; A set of each can be used for a simple pelmanism game. Shuffle the sets together and lay them face down. Take turns to pick up two cards. If they match you can keep them. If they don't you have to put them back in the same place. You have to try to remember where they are so you can pick a matching pair. You can make this game easier by using different coloured card for one set of cards.

This material can also be adapted to a hot seating activity.



Hapi

Egyptian Gods Clue Sheet 1

Khepri has the head of a scarab beetle.

The goddess of the air and protector of the dead wears a basket on her head.

Bastet has the head of a cat.

The god of the Nile yearly flood is blue and there are water plants around him.

Khonsu's hat has a crescent moon holding a full moon.

The god dressed like a mummy is the god of death and destruction.

Bes had big ears and a crown of feathers.

The god of craftsmen was green.

Heka wore two snakes which are still used to symbolise medicine today.

The goddess with the lion's head was the goddess of rain.

Hapi had blue skin and wore lotus flowers on his head.

The god with the head of a jackal was the god of the dead.

Egyptian Gods Clue Sheet 2

Thoth has the head of a bird called an ibis.

The smallest god is the protector of children.

Osiris is wrapped like a mummy and holds a flail and a crook.

The moon god wears a headdress with a crescent moon holding a full moon.

Isis wears a throne on her headdress.

The goddess with cow's horns is the wife of Horus and goddess of the pharaohs.

Anubis is the god with the head of a jackal.

The god with a crown of feathers, a sun disc and two cobras is the crocodile god of the Nile.

Nephtys wears a house with a basket on top on her head.

Tefnut's daughter is the goddess of the sky and wears a pot on her head.

The god with the ram's head created the Nile.

The wife of Osiris wore a throne on her head

Egyptian Gods Clue Sheet 3

Amun-Ra wears a tall multi-coloured hat.

Montu, the god of war has a falcon head and a rearing cobra on the front of his headdress.

Mut wears a vulture on her head and two crowns.

The goddess of truth and justice has a blue ostrich feather on her head.

Ptah wears a skull cap on his head.

The god of the sun at dawn has a scarab head.

Khnum has the head of a ram.

The mother goddess and saviour of souls wears a double crown.

Nut has a water pot on her head.

The father of Osiris is the god of the earth and wears a goose on his head.

The god with the head of a jackal is the god of the dead.

Egyptian Gods Clue Sheet 4

Maat wears an ostrich feather on her head.

The daughter of Ra and Isis has a cat head.

Geb wears a goose on his head.

The god of chaos and confusion has a long canine snout.

Tefnut has the head of a lion.

The god with the head of a hawk and a crown is the god of the sky.


Sobek has the head of a crocodile.



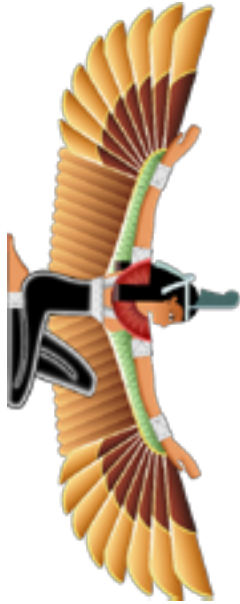
The god of magic is also the god of medicine.

Hathor wears cow's horns in her headdress.

The god of knowledge has an ibis head but is often shown as a baboon.


The god with the tallest hat is the King of the gods.







Amon-Ra



Anubis



Bastet



Bes



Geb



Hapi



Hathor



Hrka



Horus



Isis



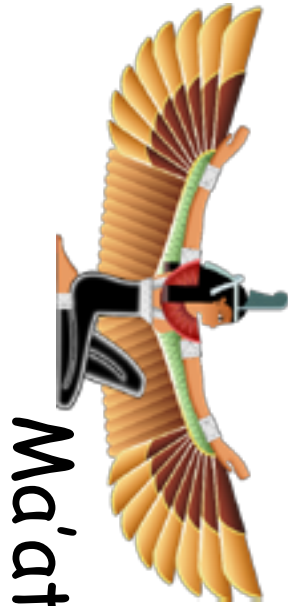
Kephri



Konsu



Khnum




Ma'at



Montu




Mut




Nephtys



Nut



Osiris



Ptah



Seth



Sobek



Tefnut



Thoth