

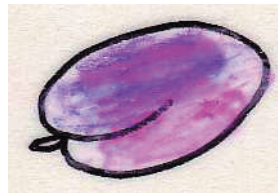
Each Peach Pear Plum

Developed by Hannah Fitzgibbons at Margaret McMillan Nursery School in in London Borough of Islington in the 1990s. The boards and cards need to be coloured in, and we have found this a useful activity for a parents workshop where the ideas and principles behind the activities can be discussed during their preparation.

Webaddress:

<http://www.collaborativelearning.org/eachpeach.pdf>

Last updated 1st October 2010



We have provided some coloured fruit to brighten up the activity!

COLLABORATIVE LEARNING PROJECT

Project Director: Stuart Scott

We support a network of teaching professionals to develop and disseminate accessible talk-for-learning activities in all subject areas and for all ages.

17, Barford Street, Islington, London N1 0QB UK Phone: 0044 (0)20 7226 8885

Website: <http://www.collaborativelearning.org>

BRIEF SUMMARY OF BASIC PRINCIPLES BEHIND OUR TEACHING ACTIVITIES:

The project is a teacher network, and a non-profit making educational trust. Our main aim is to develop and disseminate classroom tested examples of effective group strategies that promote talk across all phases and subjects. We hope they will inspire you to develop and use similar strategies in other topics and curriculum areas. We want to encourage you to change them and adapt them to your classroom and students. We run teacher workshops, swapshops and conferences throughout the European Union. The project posts online many activities in all subject areas. An online newsletter is also updated regularly.

*These activities are influenced by current thinking about the role of language in learning. They are designed to help children learn through talk and active learning in small groups. They work best in non selective classes where children in need of language or learning support are integrated. They are well suited for the development of oracy. They provide teachers opportunities for assessment of talk.

*They support differentiation by placing a high value on what children can offer to each other on a particular topic, and also give children the chance to respect each other's views and formulate shared opinions which they can disseminate to peers. By helping them to take ideas and abstract concepts, discuss, paraphrase and move them about physically, they help to develop thinking skills.


*They give children the opportunity to participate in their own words and language in their own time without pressure. Many activities can be tried out in pupils' first languages and afterwards in English. A growing number of activities are available in more than one language, not translated, but mixed, so that you may need more than one language to complete the activity.

*They encourage study skills in context, and should therefore be used with a range of appropriate information books which are preferably within reach in the classroom.

*They are generally adaptable over a wide age range because children can bring their own knowledge to an activity and refer to books at an appropriate level. The activities work like catalysts.

*All project activities were planned and developed by teachers working together, and the main reason they are disseminated is to encourage teachers to work more effectively with each other inside and outside the classroom. They have made it possible for mainstream and language and learning support teachers to share an equal role in curriculum delivery. They should be adapted to local conditions. In order to help us keep pace with curriculum changes, please send any new or revised activities back to the project, so that we can add them to our lists of materials.

Each Peach Pear Plum



Matching Pairs Game

There are four different character/lotto boards which can be cut up, coloured in and laminated. You will end up with ten pairs of the characters in the book plus two extra pairs of front covers. Thin card is better than paper since then the pictures will not show through the back when they are placed face down. You may want to scan and copy coloured in versions to increase copies available for use in class, but we believe that the process of preparing the activity is a valuable one in understanding its potential for learning and talk.

Lotto



Version 1: Copy the four character/lotto boards twice. Cut one of each up to produce twenty-four lotto cards. The aim is to collect the cards for your board. This can be done in a variety of ways: taking from a pile or spreading out on the tatable face up or face down, dealing out and swapping etc.

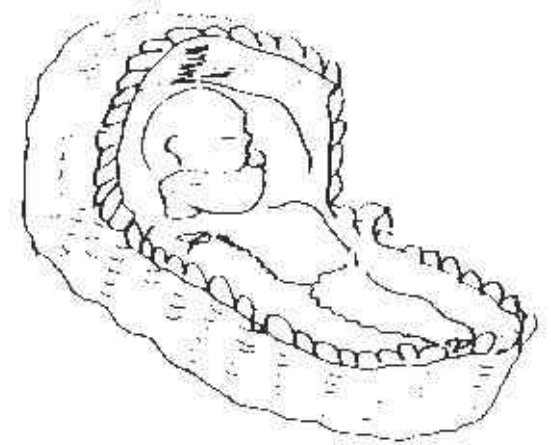

Version 2: Same as above but use the rhyme sets as boards and the characters as cards. "Baby Bunting fast asleep. I spy...." matches Bo Peep.



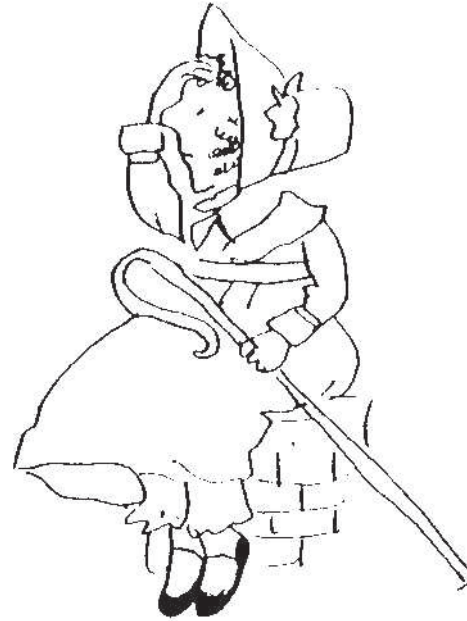
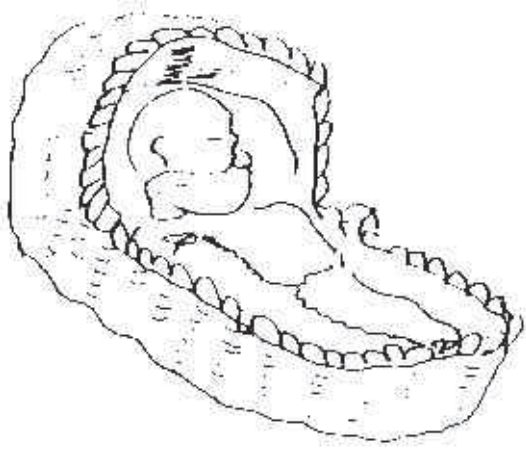
Track Game




Join the 2 A4 track sheets together or make you own track and decorate it. You need 10 character cards for each player (discard the book cover cards), a die and a set of fruit cards. Players can start on any space and when they throw the die can move in either direction. When they land on a word they can collect the character that rhymes with it e.g. plum = Tom Thumb. To ease frustration since the game grows more difficult towards the end, if they land on a fruit they can collect a fruit from the fruit pile and exchange three fruit for a character. You can increase/decrease the fruit squares to match the patience of your children. You and your children can of course, and we hope you do, devise your own rules. One suggestion was that if a player collects one of each fruit they can ask another player for a card!

Character Lotto/Pair Boards/Cards 1









Three Bears out
hunting.

I spy....

Baby Bunting
fast asleep.

I spy....

In this book
With your little eye
Take a look
And play 'I spy'

Each Peach
Pear Plum.

I spy....

Cinderella
on the stairs.

I spy....

Tom Thumb
In the cupboard.

I spy....

Each Peach
Pear Plum.

I spy....

In this book
With your little eye
Take a look
And play 'I spy'

Three Bears out
hunting.

I spy....

Wicked Witch
Over the wood.

I spy....

Mother Hubbard
down the cellar.

I spy....

Bo-Peep
up the hill.

I spy....

Tom Thumb
In the cupboard.

I spy....

Cinderella
on the stairs.

I spy....

Jack and Jill
in the ditch.

I spy....

Bo-Peep
up the hill.

I spy....

Baby Bunting
safe and dry.

I spy....

In this book
With your little eye
Take a look
And play 'I spy'

Baby Bunting
fast asleep.

I spy....

Mother Hubbard
down the cellar.

I spy....

Baby Bunting
safe and dry.

I spy....

Jack and Jill
in the ditch.

I spy....

In this book
With your little eye
Take a look
And play 'I spy'

Wicked Witch
Over the wood.

I spy....

