

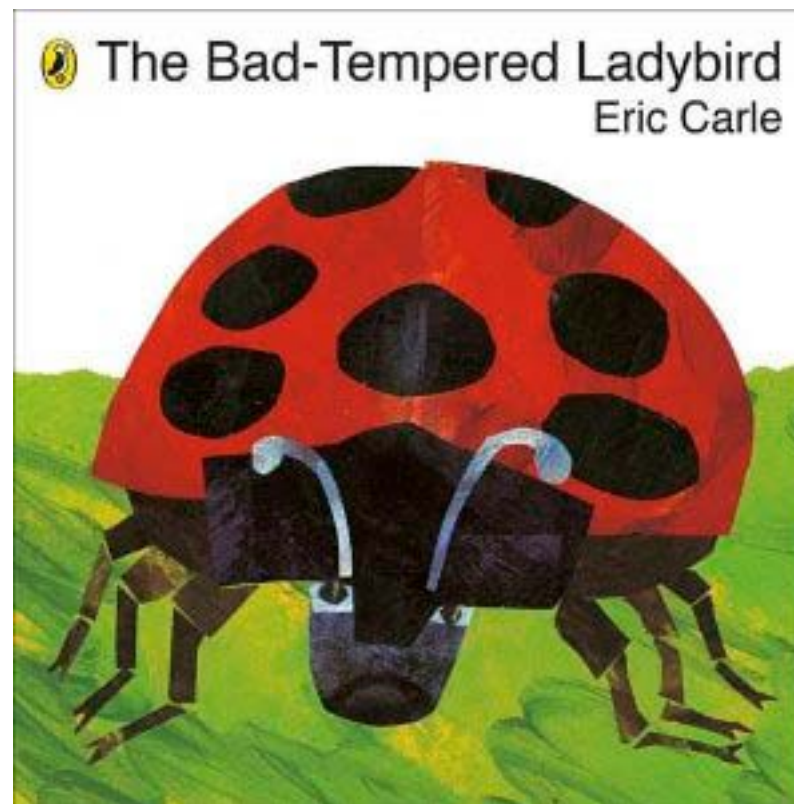
Bad Tempered Ladybird

Originally developed by Hannah Fitzgibbons at Margaret McMillan Nursery School in Islington.

Last updated 23rd November 2011

Webaddress:

www.collaborativelearning.org/badtemperedladybird.pdf



COLLABORATIVE LEARNING PROJECT

Project Director: Stuart Scott

We support a network of teaching professionals to develop and disseminate accessible talk-for-learning activities in all subject areas and for all ages.

17, Barford Street, Islington, London N1 0QB UK Phone: 0044 (0)20 7226 8885

Website: <http://www.collaborativelearning.org>

BRIEF SUMMARY OF BASIC PRINCIPLES BEHIND OUR TEACHING ACTIVITIES:

The project is a teacher network, and a non-profit making educational trust. Our main aim is to develop and disseminate classroom tested examples of effective group strategies that promote talk across all phases and subjects. We hope they will inspire you to develop and use similar strategies in other topics and curriculum areas. We want to encourage you to change them and adapt them to your classroom and students. We run teacher workshops, swapshops and conferences throughout the European Union. The project posts online many activities in all subject areas. An online newsletter is also updated regularly.

*These activities are influenced by current thinking about the role of language in learning. They are designed to help children learn through talk and active learning in small groups. They work best in non selective classes where children in need of language or learning support are integrated. They are well suited for the development of oracy. They provide teachers opportunities for assessment of talk.

*They support differentiation by placing a high value on what children can offer to each other on a particular topic, and also give children the chance to respect each other's views and formulate shared opinions which they can disseminate to peers. By helping them to take ideas and abstract concepts, discuss, paraphrase and move them about physically, they help to develop thinking skills.

*They give children the opportunity to participate in their own words and language in their own time without pressure. Many activities can be tried out in pupils' first languages and afterwards in English. A growing number of activities are available in more than one language, not translated, but mixed, so that you may need more than one language to complete the activity.

*They encourage study skills in context, and should therefore be used with a range of appropriate information books which are preferably within reach in the classroom.

*They are generally adaptable over a wide age range because children can bring their own knowledge to an activity and refer to books at an appropriate level. The activities work like catalysts.

*All project activities were planned and developed by teachers working together, and the main reason they are disseminated is to encourage teachers to work more effectively with each other inside and outside the classroom. They have made it possible for mainstream and language and learning support teachers to share an equal role in curriculum delivery. They should be adapted to local conditions. In order to help us keep pace with curriculum changes, please send any new or revised activities back to the project, so that we can add them to our lists of materials.

"The Bad-Tempered Ladybird" by Eric Carle
Puffin books 0 14 050398 6

Matching Pairs:

You will need the two character boards.
Photocopy onto card and cut to make 16 sets of matching cards. The children play the game by turning all of the cards face down and selecting two cards at a time - if they find a matching pair they can keep it!

Lotto:

You will need the two character boards.
Photocopy onto card (at least twice each), cut one set to make matching cards. The children play the game by collecting the matching cards and covering the appropriate picture on their lotto card.
You could use different colours for each set to make the game easier!

Clock Sheet

This has been made to represent the format of the inner pages of the book. The sheet can be used in a variety of ways:

- The children can use the clock cards and fill in their clock sheet as they collect the appropriate card (e.g. a nine o'clock card means they can fill in the nine o'clock, clock face and either write the animal's name (sparrow) or colour the strip in).
- The children could collect the animal cards (discard the ladybird, aphid, firefly and clock-face from the character boards) and fill in the appropriate strip.
- It could be used in conjunction with the "Ladybird" track as a means of collecting characters. You could copy, colour and fill-in the animal names and the clocks so all the children need to do is collect the correct strips to match their board.

Track Game:

You will need: the Ladybird track (on 2 pieces of A4 card, copy and fix together),
1 die
1 counter per player
either character cards or clock cards
The children play by throwing the die and moving around the track, when they land on a ladybird they can collect a character/clock card. To ease frustration the children could collect 3 aphid cards* to swap for a character card that they require.


You could collect the characters in sequence, or the clocks in sequence.
* you can add as many extra 'aphids' to the board as you feel necessary.


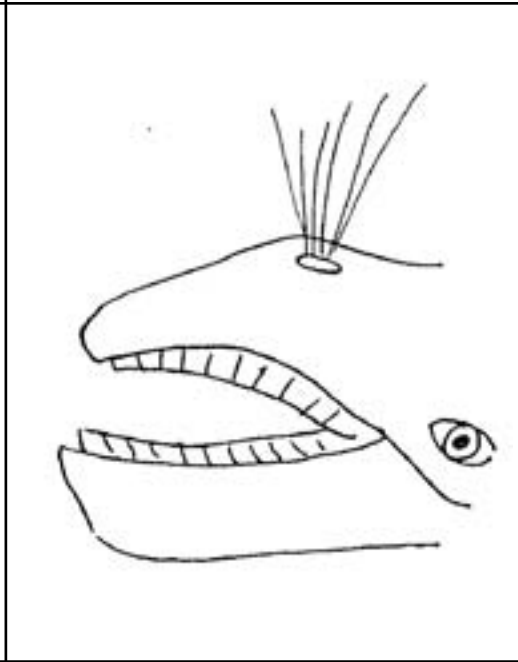
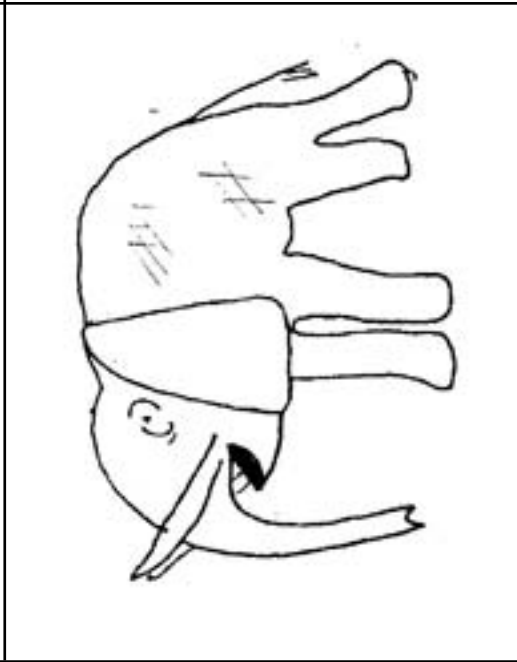
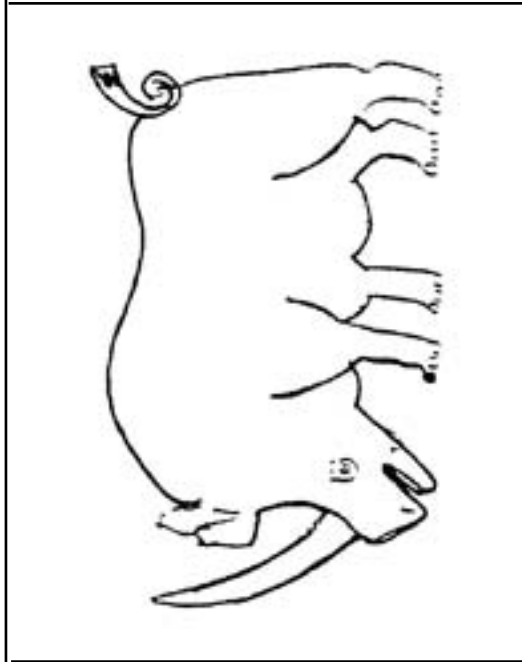

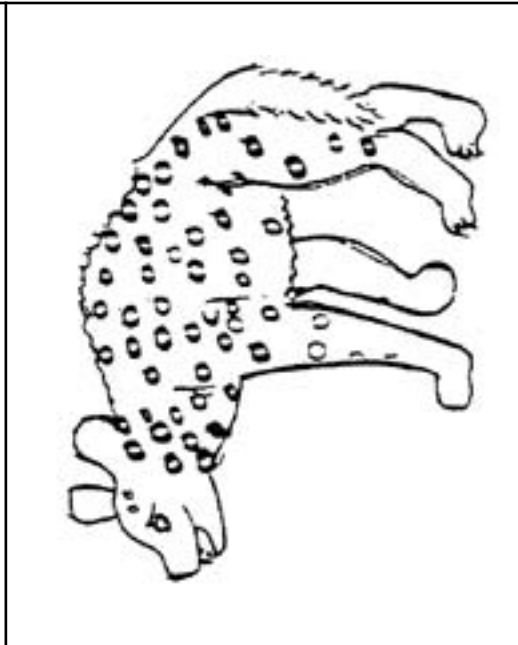


Playing cards:




You will need: the character (or clock) boards
Copy and cut to make matching sets.
Remove 1 card, shuffle and deal the rest.
The children discard matching pairs and then (in rotation) choose a card from another player. One child should end up with the odd card!
To encourage talking make 4 copies of the character (or clock) boards, cut into individual cards. Shuffle and deal the cards. The aim is to collect 4 cards the same, the children do this by asking the other players for the card they need.

Dominoes:

You could make domino cards by copying and cutting the character (or clock) card so that 2 individual characters (clocks) appear on each card. You will need at least 4 copies.







aphids for track game

