


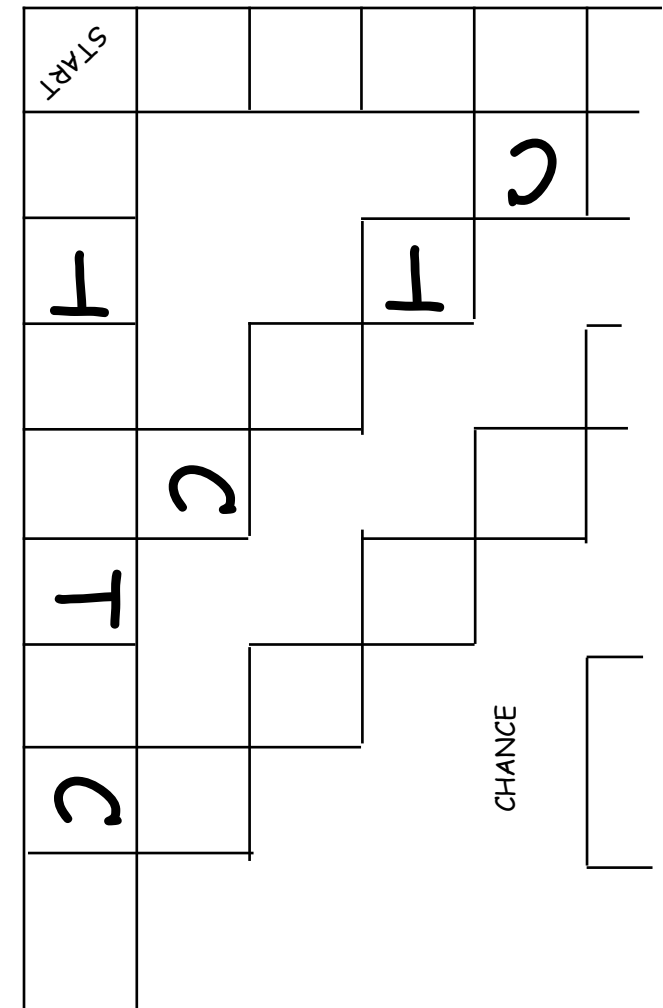
Aztecs Tributes Game



the bees have
been busy - take
a tribute card



Bald birds!
you cannot find
feathers - put
back any bunch
cards you have



Aztecs Tributes Game

Originally developed by Judith Evans and Steve Ridgewell at Mellor School in Leicester and now put online in time for the Aztecs Exhibition at the British Museum. This board game is designed to make the tributary tribes just a mite fed up with the Aztecs and in the mood to support any small group of soldiers who might be prepared to get them off their backs. How were they to know that the men from Europe brought a lethal cocktail of smallpox, big pox and a host of other diseases as well as an inordinate desire for gold.

The webaddress for this activity is:

<http://www.collaborativelearning.org/aztecstributesgame.pdf>

Last updated 21st July 2012

COLLABORATIVE LEARNING PROJECT

Project Director: Stuart Scott

We support a network of teaching professionals throughout the European Union to promote inclusive education. We develop and disseminate accessible talk-for-learning activities in all subject areas and for all ages.

17, Barford Street, Islington, London N1 0QB UK Phone: 0044 (0)20 7226 8885

Website: <http://www.collaborativelearning.org>

BRIEF SUMMARY OF BASIC PRINCIPLES BEHIND OUR TEACHING ACTIVITIES:

The project is a teacher network, and a non-profit making educational trust. Our main aim is to develop and disseminate classroom tested examples of effective group strategies that promote talk across all phases and subjects. We hope they will inspire you to develop and use similar strategies in other topics and curriculum areas. We want to encourage you to change them and adapt them to your classroom and students. We run teacher workshops, swapshops and conferences throughout the European Union. The project posts online many activities in all subject areas. An online newsletter is also updated regularly.

*These activities are influenced by current thinking about the role of language in learning. They are designed to help children learn through talk and active learning in small groups. They work best in non selective classes where children in need of language or learning support are integrated. They are well suited for the development of speaking and listening. They provide teachers opportunities for assessment of speaking and listening.

*They support differentiation by placing a high value on what children can offer to each other on a particular topic, and also give children the chance to respect each other's views and formulate shared opinions which they can disseminate to peers. By helping them to take ideas and abstract concepts, discuss, paraphrase and move them about physically, they help to develop thinking skills.

*They give children the opportunity to participate in their own words and language in their own time without pressure. Many activities can be tried out in pupils' first languages and afterwards in English. A growing number of activities are available in more than one language, not translated, but mixed, so that you may need more than one language to complete the activity.

*They encourage study skills in context, and should therefore be used with a range of appropriate information books which are preferably within reach in the classroom.

*They are generally adaptable over a wide age range because children can bring their own knowledge to an activity and refer to books at an appropriate level. The activities work like catalysts.

*All project activities were planned and developed by teachers working together, and the main reason they are disseminated is to encourage teachers to work more effectively with each other inside and outside the classroom. They have made it possible for mainstream and language and learning support teachers to share an equal role in curriculum delivery. They should be adapted to local conditions. In order to help us keep pace with curriculum changes, please send any new or revised activities back to the project, so that we can add them to our lists of materials.

Aztecs Tributes Game - Teachers' Notes

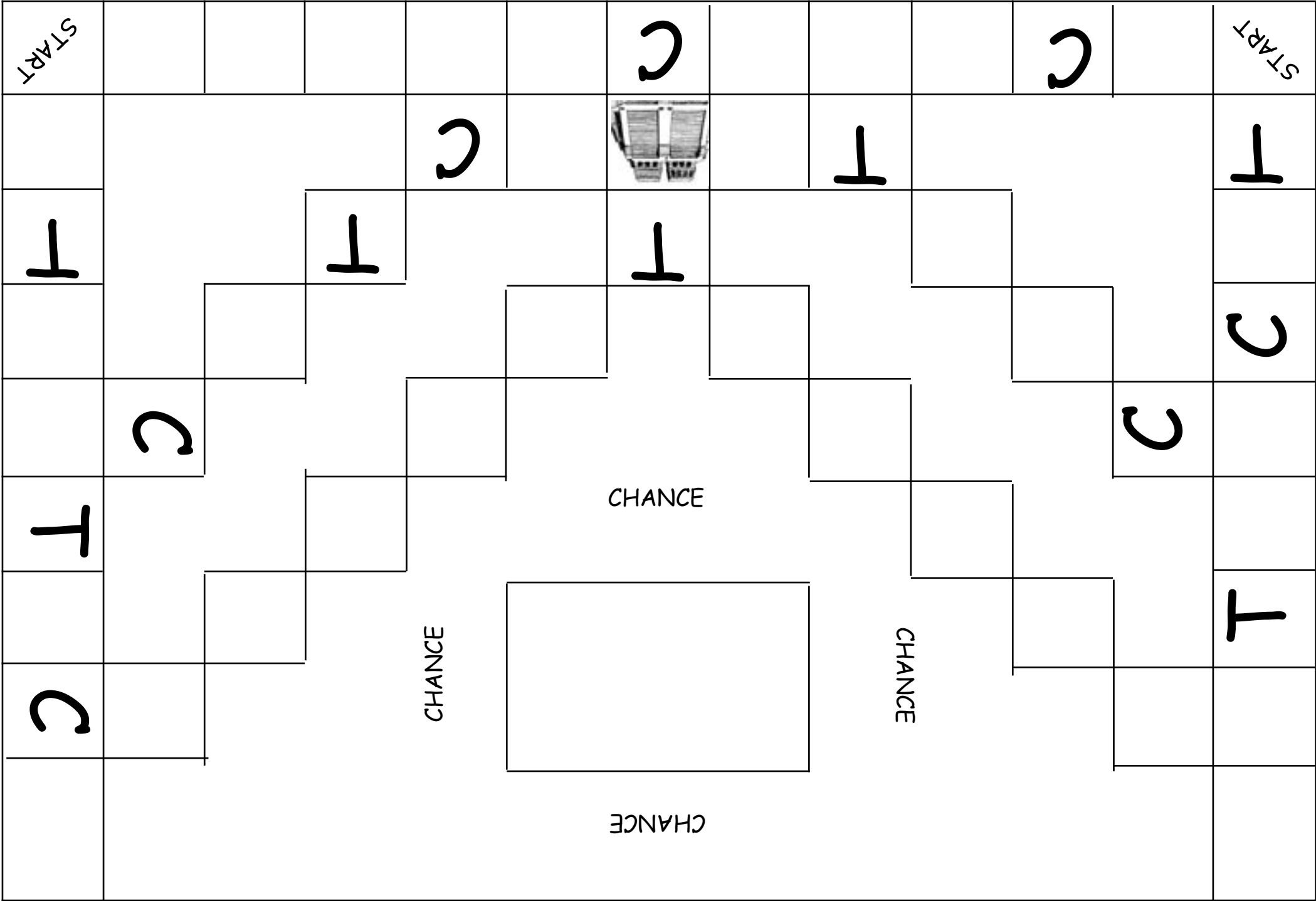
This is a board game for four players who move around the board using dice in order to collect tribute cards. Each player has a collecting card with the six tributes they need to collect. The winner is the player who collects all their cards. Players start at each corner and move round the board in a clockwise direction. If they land on a T square they can collect a tribute card. If they land on a C square they have to take a chance card. The game board comes in two halves which need to be joined and mounted. There are 4 collecting cards. You need to produce quite a lot of tribute cards.

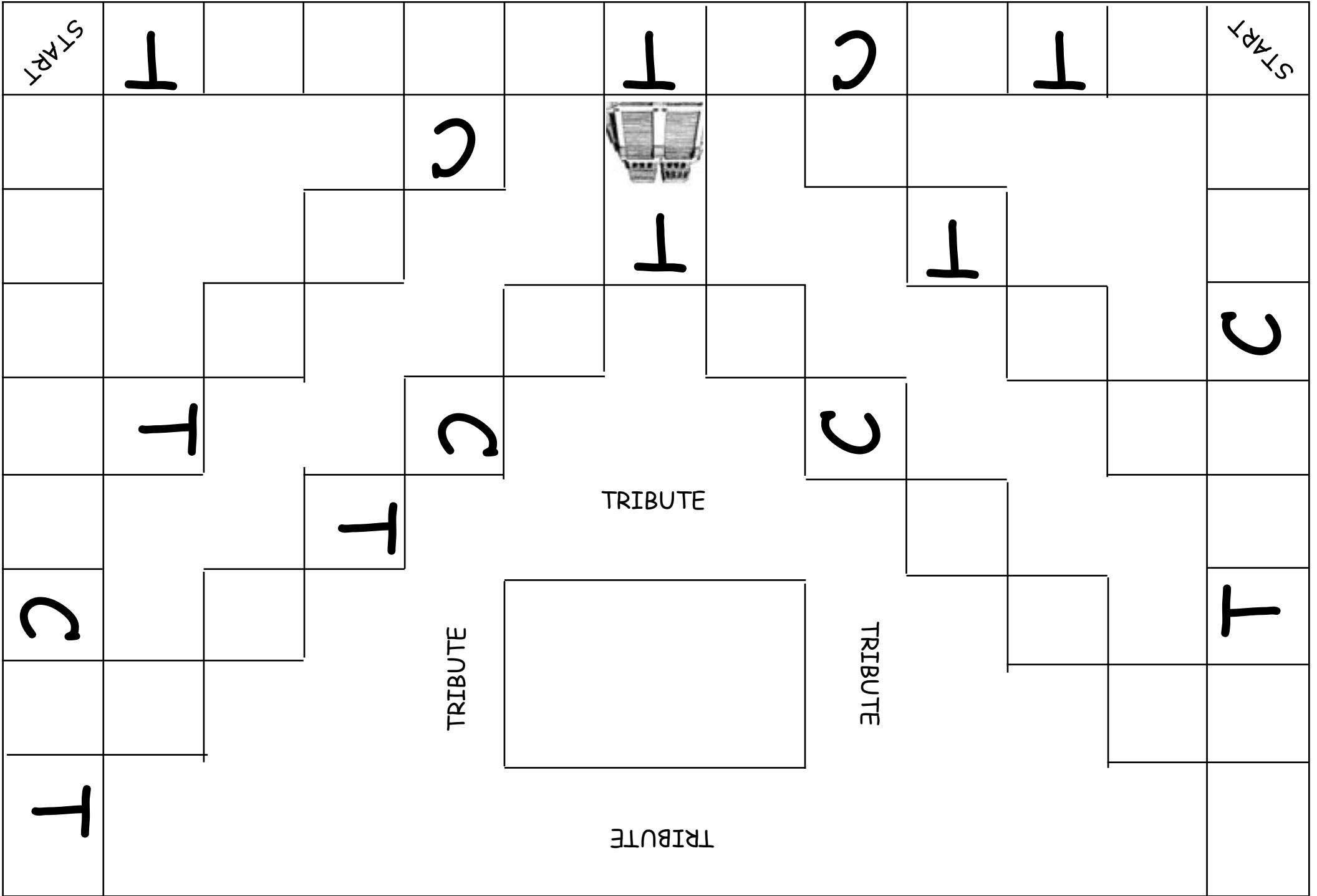
After the game it is a good idea to have a class debriefing. Pupils should be aware of the kinds of tributes the Aztecs demanded and the natural disasters, problems and setbacks people encountered. Pupils will also probably suggest that the "Aztec!" chance cards were unfair. This presents an opportunity to discuss how the neighbouring tribes would have felt about the way in which the Aztecs demanded tributes.

Aztecs Tributes Game - Teachers' Notes

This is a board game for four players who move around the board using dice in order to collect tribute cards. Each player has a collecting card with the six tributes they need to collect. The winner is the player who collects all their cards. Players start at each corner and move round the board in a clockwise direction. If they land on a T square they can collect a tribute card. If they land on a C square they have to take a chance card. The game board comes in two halves which need to be joined and mounted. There are 4 collecting cards. You need to produce quite a lot of tribute cards.

After the game it is a good idea to have a class debriefing. Pupils should be aware of the kinds of tributes the Aztecs demanded and the natural disasters, problems and setbacks people encountered. Pupils will also probably suggest that the "Aztec!" chance cards were unfair. This presents an opportunity to discuss how the neighbouring tribes would have felt about the way in which the Aztecs demanded tributes.





COLLECTING CARD 1

You need to collect:

1 jade mask



1 texcatlipocal suit



2 shields

1 bunch of feathers



1 jar of honey



COLLECTING CARD 2

You need to collect:

1 box of chillies



2 boxes of cacao beans



1 shield

1 bunch of feathers



1 tlaloc suit

COLLECTING CARD 3

You need to collect:



2 capes



1 shield



1 bunch of feathers

1 eagle suit



1 jaguar suit



COLLECTING CARD 4

You need to collect:



1 tlaloc suit

1 box of cacao beans



2 boxes of chillies



1 jar of honey

Tributes cards



Honey Jar



Jaguar Suit



Jade Mask



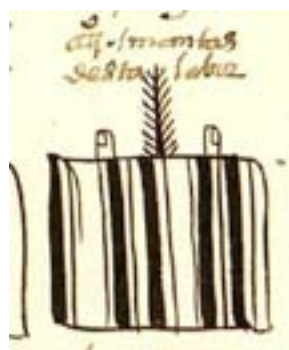
Taloc Suit



Shield



Cape



Cape



Texcatlipocal Suit



Eagle Suit



Shield



Box of Chillies



Box of Cacao Beans



Taloc Suit



Bunch of Feathers



Bunch of Feathers

Chance cards

Aztec

take a card from
any player

Drought!

your crop has
failed - put back
any cacao beans
you have.

Volcano!

the suit you were
making is burned -
put back any suit
cards you have

Illness!

your family are
ill- miss a go

Bald birds!

you cannot find
feathers - put
back any bunch
cards you have

you have worked
hard - take an
extra turn

Earthquake!
your honey jars
break - put back
your honey card

Earthquake!

your jade mask is
broken - put back
a mask card

Volcano!

the shield is
burned - put back
a shield card

Drought!

crop failure - put
back any chilli
cards you have

Tiredness!

you cannot
finish weaving -
put back a cape
card

Hard work!

take a tribute
card

Good weather!

take a tribute
card

Aztec!

take a card from
any player

Aztec!

take a card from
the player next
to you